

A Ford Script



December 2023

Official Newsletter of THE MODEL "A" FORD CLUB OF AMERICA

Canterbury New Zealand Chapter. PO Box 4212 Christchurch New Zealand

COMMITTEE

Club Captain	Gerry Lake	0204 112 3717
Vice Club Captain	John Olliver	03 359 6360
Treasurer	Annette Painter	027 644 7892
Secretary	Russell Genet	0276068550
General Committee	Lindsay Painter	027 644 7892
	Glenn Birnie	03 347 4849
	Sandra Olliver	03 359 6360
	Ian Armstrong (Kermit)	0274370406
	Vaughan Morrison	021660762
	Ken James	0212225086
Facebook page co-ordinator	Sandra Olliver	0273032300
Script Editor	Gill Lake	afordscript@gmail.com
Club Car Custodian	Ken James	0212225086
Webmaster	Kevin Straw	kandjstraw@gmail.com

Next Committee Meeting:

19th February 2024: Gerry and Gill Lake's 95 Shepherd Ave, West Melton @ 7.30pm

Script closing date 20th January 2024

There will be no newsletter in January as per usual

Help us make The Script a success. We would be grateful for any material you feel could be appropriate to include in our Club's newsletter.

CLOSING DATE for copy for the next Script is **20th January 2024**. Please send to the Editor: afordscript@gmail.com.

The views expressed in this magazine are personal opinions of those who contribute and do not necessarily represent the views or methodology of the Canterbury Chapter of the Model A Ford Club of America. Thanks goes to MAFC member magazines and web sites as well as other sources who supply material to our club which we reprint in the magazine.

CAPTAINS LOG October 23

Captains Log : Star date 1123

December is now upon us with the summer solstice and longest day coming very shortly. It's also time to enjoy the outdoors with family and friends, celebrate Xmas and take a well-deserved break.

The clubs annual Xmas dinner this year was held at the home of John and Jillian Winchester. John has a rather large shed on the back of the property where he stores his collection of cars, tractors, and single caravan with still plenty of space to have a sit-down dinner for 30 people. Everyone seemed to enjoy themselves and a thanks to John and Jillian for being great hosts.

By the way, if you always wanted to know what it would be like driving a tractor from Rolleston to Edendale in Southland in just over for 3 days, then John would be your man to talk to.

Like most years, they seem to go very quickly and here we are at the end of another with the last club event for the year, the children's Xmas party being held on the 6th of December.

Looking at next year, the club committee has had a request from several of ladies in the club to have a learn to drive a Model A day event. If this is something that might interest you, then contact one of the committee members or look out for an event of this nature early in the year.

Happy Xmas, enjoy the festive season and look forward to catching up with you at the club Era picnic in late January.

Cheers Gerry

Ps, the Star date thing, you have got to say that at least once in the role, it's way to serious otherwise.

What part of the car is the laziest?



© CONFESSIONS OF PARENTING

The wheels, because they are always tired.

Why don't cars work after you change their wheels?



© 2023 EAST FAMILY FUN

Because they are retired.

I had a dream that I was a mechanic who fixed wrecked cars.



© CONFESSIONS OF PARENTING

It was an auto-body experience.

Why did the car put on a hat?



© 2023 EAST FAMILY FUN

To cover up its sun-roof!

CLUB CAR REPORT

Please make use of this wonderful club asset and help us cover the running costs.

Remember that the Club Phaeton is available for members to use. If your Model A is not mobile, give some thought to borrowing the Club car to join in one of our runs. Guidelines for its use are printed inside the back of the membership list.

Ken James (ph. 0212225086) is the new custodian of the car and looks forward to your call requesting the use of the car.

NOTICES

Welcome to New Members:

Michael and Rachael Okey

Note from The Editor:

Each month I receive newsletters from other Model A Clubs around the world including:



- Script A News Michigan
- Model A Torque North island
- Model A Flyer NSW
- Western Model A News Western Australia
- Ford Torque Victoria

If anyone is interested in receiving these newsletters, and any others I receive, please email me (afordscript@gmail.com) and I will set up a dedicated list of recipients.

Event Cancellations:

In the event of unsuitable or doubtful weather, cancellations or postponements will be emailed to you.

Advertisements in the Script:

It was decided by the committee at the last meeting that we will run members advertisements for a *maximum 3 months*, after which time they will be removed. If the member wishes for the ad to continue they need just contact the editor.

This, of course, **does not apply to paid advertisements.**

WEBSITE

Model A Ford Club Canterbury - <https://www.modelaford.co.nz>

Did you know our club has its own Website? Type 'Model A Ford club Canterbury' into Google. There are a number of pages of interest including all the Scripts from 2014 (able to be downloaded and/or printed), notes on future events as well as market place where free adds for members can be posted.



COMING EVENTS

December 6th

Children's Christmas Party

5.00pm



Bring your own picnic tea.

Santa will be there with a gift for children 10 years and under who have registered.

Please note: (If you have a child attending who is over 10 years and whom you would like to receive a present from Santa, please supply this yourself, wrapped and with the child's name on it)

Location: Motorcycle Corner, Vintage Car Club, McLeans Island

December 30th:

**Rods at Methven featuring
95 years of Model A Fords**



If anyone is interested in attending this event please let Gerry Lake know.



HOT ROD SHOW
Street Machines
Classic Cars and
Motor Bikes

SAT 30TH DEC
2023

10AM – 3PM
METHVEN
TOWN CENTRE
(Around Blue Pub)

\$5 Adults
Children U12 free
Proceeds to local Methven
Community

RODS AT METHVEN

2024

January 28th:

Era Picnic

11am

Location:

Murray and Wendy Marshall's farm.

Meet:

Car park adjacent to the Selwyn District Council Offices on Norman Kirk Drive

Time:

11am

Era Dress (optional)

Short "follow the leader" run to "A Slice of Paradise"

BYO picnic and chair

This will be a great time to take Era photographs in a gorgeous setting.



February:

Learn to drive day

details to come in an email as no newsletter in January

March:

Night Trial, details to come.

April:

High Country Run, details to come

September 1st –8th: 28th Australian Model A Ford Meet

Location:

Maryborough, Queensland

(Please see flyer page 8)

Anyone interested in forming a SI contingent please let a committee member know

COMING EVENTS

28th Australian National Model A Ford Meet



“A” Rally through the Cane Fields

Maryborough Queensland

Sunday 1st – Sunday 8th September, 2024

Hosted by the Model A Ford Club of QLD



Anyone who stops learning is old, whether at twenty or eighty. Anyone who keeps learning stays young. The greatest thing in life is to keep your mind young.

HENRY FORD



Model A Ford Quiz (Part 5)

Answers on page 13

1. What Soviet company, started as a joint venture between Ford and the Soviet Union, made a licensed version from 1932–[1936](#)?
2. This served as the basis for the FAI and BA-20 armored cars which saw use as what?
3. In addition to the United States, Ford made the Model A in plants what [countries](#)?
4. In [Europe](#), where in some countries cars were taxed according to engine size, Ford in the UK manufactured the Model A with a what?

PAST EVENTS

CHRISTMAS DINNER

On a beautiful, sunny, Sunday 26 November we met at West Melton Tavern for our Christmas Dinner run. With a mix of Model A's and Moderns we travelled on an interesting route through the Canterbury countryside, from West Melton to Darfield, Greendale and back to Rolleston. Our run culminated at John and Jillian Winchester's property.

We arrived to a very large shed with an amazing Ford car collection, and beautifully decorated Christmas tables. This was a wonderful venue for viewing the cars and hearing John speak about his collection.



Russell Genet was presented with his 50 year badge with a few words by Graham Evans about Russell's involvement in the club over the 50 years.

After this we enjoyed a delicious catered meal, which was followed by a couple of brain testing quizzes, spot prizes and a lucky ticket draw. I was lucky enough to win the draw, the prize being a most beautiful Christmas cake, decorated by Gill Lake.

To finish the evening we had Secret Santa presents and this produced much laughter as people stole others gifts.



All in all it was a well planned and enjoyable night for all.

Sandra Olliver

Continuing story...

We have become “famous” on the other side of the globe, thanks to **Garth, Kevin and David!**

I received the following email which I thought I would share with members:

Hello Gill,

Through a network of contacts, I'm forwarding a copy of our club's latest newsletter. I had seen the picture of Garth Moore, Kevin Straw, & Dave Dacombe on MAFCA's A of the Day page and thought it was pretty great. So I borrowed it for sharing since the whole P-3 Orion story in NZ was quite interesting. Hope you and your members enjoy this issue of our club's newsletter.

I had initially tried Kevin's old email on MAFCA's site but when that didn't work I reached out and Rick Black was kind enough to forward Brent's address. Brent thoughtfully suggested I reach out to you.

I see the Canterbury chapter meets the same day and time our club does, the 3rd Tuesday at 7.30 PM, quite coincidental (though obviously you're 19 hours ahead of us). As we get our Model A's ready for winter storage, I assume you folks are getting your cars ready for a new season of touring with summer coming up. Lucky you. The internet tells me you are about the same temperature as us just now, while we go through an unseasonable warm spell with temps near 15°C before we reach the end of November and it drops to about 5°C as we prepare for our winter and the real cold of January's typical -4°C and nights of -8°C. Brrr, glad I've got a heated garage for my 1928 Tudors, Fordor, and AA (really crowded in there).

Best regards,

Ken Dust

Salt Creek Model A Club, Chicagoland area, Illinois, USA

Please email me if you would like a copy of “The Starter” Newsletter sent to you.

Cheers Gill afordscript@gmail.com



The Starter



NOVEMBER

Salt Creek Chapter Model A Ford Club of America

2023


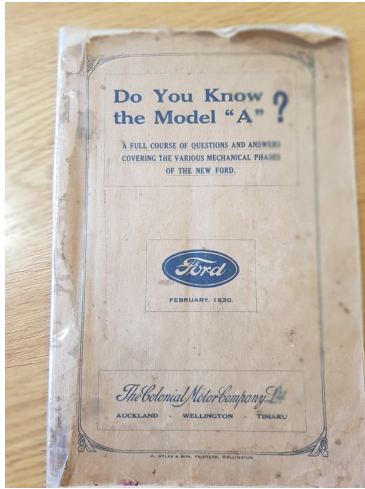


While on their 2023 Model A Day tour, Garth Moore, Kevin Straw, & Dave Dacombe, members of the Canterbury Chapter, were able to follow the directives for photo submissions for **International Model A Ford Day**. They got a uniquely local picture of one of New Zealand's P-3 Orion's on its way to the Royal New Zealand Air Force Museum in Christchurch. The RNZAF purchased the planes in 1965 for Maritime Patrol use. They were retired after decades of dependable service with a bittersweet farewell in January 2023. For a video of the final flyover, visit <https://www.stuff.co.nz/national/131050736/farewell-flypast-by-venerable-air-force-orions>

Photo courtesy of A of the Day www.mafca.com

Member Contribution

André Kraenzlin has been diligently copying out pages from the following book for members enjoyment. There will be a few Q & As each month. Thank you for this André.



DO YOU KNOW THE MODEL "A"?

A Course of Questions with Detailed Answers Covering
Various Mechanical Phases of the NEW FORD.

ARTICLE 1.

THE POWER PLANT.

Question 5. What is the firing order of the new FORD? Is this the same as the firing order of the Model T FORD?

Answer 5. The firing order of the new Model A FORD is "1, 2, 4, 3"-the same as that of the Model T FORD.

Question 6.? What is the bore and stroke of the new Model A FORD? What was the bore and stroke of the Model T FORD?

Answer 6. The bore of the new FORD engine $3\frac{7}{8}$ inches, with a stroke of $4\frac{1}{4}$ inches The bore of the Model T FORD. was $3\frac{3}{4}$ inches, with a stroke of 4 inches.

Question 7. What is the piston displacement of the new FORD? What was the piston displacement of the Model T? How do they compare?

Answer 7. The piston displacement of the new FORD is 200.5 cubic inches. The piston displacement of the Model T FORD was 176.7 cubic inches. In other words, the new FORD has about one-eighth or 12.5 per cent. more piston displacement.

Question 8. What is the actual brake horse-power of the new Model A FORD? What was that of the Model T Ford? How does the increase in actual brake horse-power compare with the increase in engine size as represented by piston displacement?

Answer 8. The actual brake horse-power of the new FORD engine is 40 horse-power at 2.200 revolutions per minute. The actual brake horse-power of the Model T FORD engine was 18 or 19, at 1,600 revolutions per minute, which is to say that the horse-power has been increased by over 100 per cent., with an increase in piston displacement of only about 12 per cent. This shows that improved design has raised the efficiency of the engine considerably.


The Three R's.

AUTHENTICALLY SPEAKING

No, it's not Reading, Riting, and Rithmatic. In fact, its four R's, and very easily overlooked.

1. Radiator.
2. Radiator Hoses.
3. Radius Rod.
4. Rear Vision Mirrors.

Let's start with the forgotten radiator. They can, and often do partially block and require a flush out. Drain the radiator by turning open the brass tap on the water return pipe. Remove the water return pipe completely. (4 hose clamps). With a cold engine, take your trusty garden hose and with pressure force water from the top and out the bottom of the radiator. Now, remove the radiator top hose (2 hose clamps) and flush water down through the top neck. (Cold block.) You will be surprised as to what comes out of engine side casting. Some radiator flush preparations are available and you may prefer to run this for a short time before flushing.



Radiator Hoses.

They don't last as long as you think, especially the top hose. Always carry spare hoses under your seat along with some spare hose clips. A sure sign when a hose is at the end of its life, is when it feels soft and pliable. Always carry spare water.

Radius Rod connection under the bellhousing. (Out of sight, out of mind) It is very important to have a secure and unworn set of radius rod ball cups fitted and sprung correctly. Too much play will give you play at the steering wheel. With all correct and original fittings and when the castellated nuts have been pinned, the correct spring tension is obtained. See your supplier for a new set. Don't use the cast cups. Use pressed steel cups as original. Don't use a rubber ball or Henry will turn in his grave.




Rear Vision Mirrors. Have you ever tried driving and purposely not looking into the rear vision mirror. It's a nightmare not being able to see clearly what is behind you. The mirror glass must be clear and positioned correctly to see behind you. If your mirror is discoloured, cracked or too small, obtain a replacement. The same applies to sidemount or door hinge mirrors.



A few doe's and don'ts. (More don'ts than doe's)

Filling your differential. Don't over fill and use a HP oil and the viscosity recommended by your supplier. 600W is good. When filling, don't overfill. Just fill until you can dip your little finger into the oil through the filler bung. Don't fill to the filler bung as it can cause problems.

Removing the steering wheel from a 2 tooth sector steering box. Remove the steering wheel nut and **do not hit** the underside of the wheel with a hammer. The top of the threaded shaft is hollow, reasonably delicate and can easily be broken. Go to the expense of hiring or purchasing an appropriate puller to pull the wheel at an even and direct pull from the shaft. The wheel is also keyed to the shaft to allow two steering wheel positions. The best position enables a good view of the dash panel.



Water pump packing. Never install packing dry. Always add a little grease to the packing before installation. There are modern packing materials available plus graphited string packing. If using a stainless shaft see you supplier for the appropriate packing. All packing will compress after a short time, where new packing will have to be inserted into the gland nut.

Les.

Tidbits

The following article was taken from the "Script A News" of the Model A Restorers Club of Michigan. This should make us appreciate our mild winters!!

WINTERIZATION

There are several levels of winterization to consider. We drive most of our cars during good weather during the winter, but some get "stored." For those we drive we do a moderate level of winterization. This includes:

- Air up the tires
- Top off the gasoline with ethanol free fuel
- Ensure the fuel is turned off
- Add Marvel Mystery Oil (we don't know why, it's a mystery to use, but it makes us feel good)
- Add Sta-Bill to the tank
- Check the antifreeze level and ensure it's at the proper concentration

Cars that get stored over the winter get additional attention:

- Dolly the tires so we can move it around in the shop
- Emergency brake disengaged
- Top off the battery with distilled water
- Once the additives have been placed in the gasoline and it has been turned off, run the engine until the carburetor is empty
- Change the oil (removes that oils that have acids from combustion and helps keep the sediments from dirty oil from settling in the engine)
- Oil the distributor
- Lube the chassis and water pump (use a water pump grease, we keep a small hand gun just for this purpose)
- Check all fluids
- Pull the fuse of breaker
- Prior to storing we like to wash the car, put on any protectants on the top, paint and interior and cover the car to protect from dust.
- Make a list of winter projects for the car

There are a couple of schools of thought on **antifreeze**, some run plain water. If this is the case it **MUST** be drained before winter storage (even if it's in a heated area, a power outage could lead to a cracked block or head). We run antifreeze all year long. There are many different antifreeze formulas on the market now, so ensure you have the correct one for your car.

We've been using the green colored available from the farm supply stores.

Batteries are another concern. We leave them in the cars and periodically rotate a battery tender among the batteries in the shop, whether they are in the car or stored. The tenders we use are relatively inexpensive and provide a low amp charge that shuts off automatically when the battery reaches a charged level. Old style battery chargers will continue to charge the battery and can boil it dry. In looking over battery storage recommendation on the internet for this article we see some people recommend removing the battery and storing it connected to a battery tender. Recommendations also include putting a bit of dielectric grease on the battery terminals.

Other recommendations we found for storing our cars called for:

- Fogging oil in the cylinders
- Lifting the tires off the ground and placing jack stands under the suspension
- Inspect hoses and water pump
- Tighten the lug nuts
- Set the point gap and put a small piece of business card between the points (I'd never remember to remove this in the spring and would spend hours hunting for the reason my car won't start)
- Pest control – rodents love the nice interior of our cars. Different methods have been tried and some swear they are successful, while others claim they are wives tales. We don't have an answer for rodents, use what you think best. Some recommend a cat, but that brings other problems if they decide to use the car for their "business" area.

Finally, winter is our time to bring the major items found during the summer season back into spec. We have several winter projects so we'll be in the cars throughout the winter. Cars that are winter drivers will be started weekly. Those being stored will have the engine turned over manually with the tranny in neutral to keep the engine from getting stuck. Last year we put a bit of oil in the cylinder of each of these cars to keep it lubed during these turnovers. We probably should do that again before it gets cold.

- Beehive A's

FOR SALE

Rushmore Motors (NZ) Ltd.

Veteran, Vintage, Post Vintage & Classic Vehicle Marketing.

Many vehicles on offer. Subscribe for a free emailed catalogue. Be first to know. Listing is completely free. No hidden costs.

027 22 45 045 OR rushmoremotors@xtra.co.nz

Rushmore Motors Ltd do not buy and sell motor vehicles.

The following books are available from Rushmore.

'The Complete Model 'A' Ford Restoration Manual'

at \$169.00 + postage of \$9.50.


'The Beginner's Guide To The Model

'A' Ford' at \$55.00 + postage of \$9.50.

'The Right hand Drive Model 'A' Ford'

at \$20.00 NZ post paid.

'Model 'A' Ford Houdaille Hydraulic Suspension' at \$39.00 + postage of \$9.50.



Model A Ford Shock Absorbers rebuilt as exchange \$240 each, or \$270 outright.

Phone Jack at 03 352 6672 ChCh or 0274 322 041

Lucas tyres 19" & 21" \$285 including GST.

To order phone 035447826 or email antiqueford@xtra.co.nz

A New Car For Christmas

Danny had recently passed his driving test and decided to ask his clergyman father if there was any chance of him getting a car for Christmas, which was yet some months away.

"Okay," said his father, "I tell you what I'll do. If you can get your 'A' level grades up to As and Bs, study your bible and get your hair cut, I'll consider the matter very seriously."

A couple of months later Danny went back to his father who said, "I'm really impressed by your commitment to your studies. Your grades are excellent and the work you have put into your bible studies is very encouraging. However, I have to say I'm very disappointed that you haven't had your hair cut yet."

Danny was a smart young man who was never lost for an answer.

"Look Dad. In the course of my bible studies I've noticed in the illustrations that Moses, John the Baptist, Samson and even Jesus had long hair."

"Yes. I'm aware of that..." replied his father.

"But did you also notice they walked wherever they went?"

FOR SALE

ANTIQUUE FORD PARTS

**THE MODEL 'A' SPECIALISTS
DEREK & JUDY THOMASON**

**492 MAIN ROAD HOPE, R.D.1,
RICHMOND, NELSON
PH / FAX: (03) 544 7826**

Email: antiqueford@xtra.co.nz

OPEN 7 DAYS if HOME

**Large range of new and original parts at
REALISTIC PRICES**

WANTED

Wanted to borrow,

Original 1930 Murray Fordor RHD woodwork for patterns. I am needing the lintel above the doors (my samples have rotted and broken), and the roof rails which hold the roof ribs, these are finger jointed. Also need a side sub-chassis rail with good detail for pattern. One side left or right hand is all I am looking for to make the jigs.

If you can help please phone 3797 370 or email me george.earlyfordparts@xtra.co.nz or call and see me

George Spriggs,
Early Ford Parts,
10 Grafton Street, Christchurch

Quiz Answers, according to Ford Advertising at the time:

1. GAZ.
2. Soviet scout vehicles in the early stages of World War II.
3. In Argentina, Canada, Denmark, France, Germany, Japan and the United Kingdom.
4. A smaller displacement engine of 124.7 cu in.

Early Ford Parts

Mufflers



Mufflers as per original design and shape.
Lock formed cone as original
Original length and also long tail pipe version available

\$375.20 inc GST

- Over 2000 new Model A parts in stock
- Competitive prices on all Model A parts.
- We also import larger items on indent. Air or Sea.

GET A QUOTE BEFORE SELECTING YOUR SUPPLIER!!!

Early Ford Parts
10 Grafton Street
Ph 03 379 7370
After Hours 021 637 656
www.earlyfordparts.co.nz
earlyfordparts@xtra.co.nz
All prices Include GST

