


PO BOX 4212  
CHRISTCHURCH



# *A Ford Script*



JUNE 2017

# A Ford Script

Official Newsletter of THE MODEL "A" FORD CLUB OF AMERICA

Canterbury New Zealand Chapter. PO Box 4212 Christchurch

## COMMITTEE

<b>Club Captain</b>	Graham Evans	(03)351-5919
Vice Club Captain	Bruce Miles	027 2389692
Treasurer	Barrie Shipley	(03)383-4640
Secretary	Brent Miles	(03)349-8108

## General Committee


Anne Evans		(03)351-5919
Peter Bayler		(03)313-7067
David Dacombe		(03)313-7341
Russell Genet		(03)329-9065
Lindsay and Annette Painter		(03)342-5247
Graeme Scott		(03)323-8106
Rod Corbett		027 4338772
<b>Webmaster</b>	Kevin Straw	(03)338-3686
<b>Assistant Webmaster</b>	Ken James	(03)980-0547
<b>Script Editors</b>	Russell & Wendy Genet	(03)329-9065
<b>Club Car Custodian</b>	Graham Evans	(03)351-5919

Website [www.modelaford.co.nz](http://www.modelaford.co.nz)

Script email [afordscript@gmail.com](mailto:afordscript@gmail.com)

COVER PICTURE High Country run to Mt Cheeseman ski field. Thanks to Rod Thrower for the photo.

**HENRY FORD QUOTE.** We are entering an era when we shall create resources which shall be so constantly renewed that the only loss will be not to use them. There will be such a plenteous supply of heat, light and power, that it will be a sin not to use all we want. This era is coming now. And it is coming by way of Water.



## CLUB CAPTAIN'S REPORT

### Model A Nationals Napier 2017

Having driven our car up to Napier in February to attend the annual Art Deco weekend, I thought the hard part of driving the car to Napier was over. Not so, Anne & I set off by air for Napier on Thursday before Easter, only to find our flying stopped in Auckland as Napier Airport was closed to any aircraft arrivals or departures. After checking in our bags, we spent the next 1.5 hours awaiting their return. While waiting and booking a motel in Auckland for the night I stumbled on a fellow traveller also awaiting bags so he could travel via rental car to Napier.

On asking if I could share the cost of the rental we finally left Auckland Airport at 2:30pm bound for Napier. After escaping the Auckland traffic in driving rain, we arrived at Taupo around 6:30pm, taking only time to have a pie and drink we then headed off for Napier. The weather turned very windy and with horizontal rain and the drive was taken with caution, passing fallen trees and power poles blown over, we arrived in Napier on Thursday night at 8:30pm.

We were later to find out that the last air passenger to arrive for the Nationals was on Saturday afternoon.

Weather on Friday dawned clear and sunny and remained so for the rest of the weekend.

We all had an enjoyable Easter Weekend.

Special thanks to Napier Model A Club for a wonderful National.

Graham Evans



## Please join us for our Mid winter Christmas 70 ish Birthday Party.

Within the last few years or even this year, many of our members have turned 70 or are about to turn 70. Why not celebrate this great milestone with them.



### POT LUCK DINNER.

**WHEN?** Saturday 10th June 6.00pm  
**WHERE?** The BarnVCC Macleans Island



The Club will provide hot gourmet potatoes and hot baked ham. Bring what you like FOOD wise and BYO drinks.

### Bring

Money for Raffles Yourself and a partner.

An un-named photocopy of a photo of yourself aged under 5 years.

Ladies please bring a \$5.00 value present for a lady

Gentlemen a \$5.00 present for a gentleman.

Dress to keep warm and be comfortable.

Maybe some competitions and even some games. Lets have fun!!!!

Look Forward to seeing YOU.

Please let Annette Painter know by Saturday 3rd June if you are going.

woodwormnz@gmail.com or 03 3425274

### COMING EVENTS

**July 30th Sunday 11.30 Annual General Meeting**

Sunday Lunch At the Elmwood Trading Co. 1 Normans Rd, Strowan.

**Please could you return those nice shiny cups by the end of June.**

**August.** Trip to a member's shed and short run.

**September** Possibly an overnight trip.

### NEXT COMMITTEE MEETING:

Next committee meeting is 7.30pm, **Tuesday 20th June** 2017 at , Graeme and Anne Evans' home , 78A Jeffries Road. If you have any matters you would like raised, please contact a committee member before this date.

## CLUB CAR REPORT

The club car travelled 1300miles since my last report. New members Wesand Beverley Hartley drove the car to the National Rally. They travelled to Napier with Gary and Mary Smith, returning with Graeme and Marlene Scott and Graham and Anne Evans.

During the travels the clutch lever was rubbing against the manifold clamp and after some investigating the exhaust clamp was relocated to avoid any further rubbing.

George Spriggs supplied free of charge the following items for the club car on its return: Terminal box cover, ignition switch and Dash light cap. Thanks to George for this gesture.

Speedo not operating and Gearbox slipping out of 3<sup>rd</sup> Gear to be addressed at a Club Car Workshop in August / September.



**CLASSIFIED ADVERTISEMENTS.** Club members are able to place advertisements in the Script for no charge. Email [afordscript@gmail.com](mailto:afordscript@gmail.com) or ring the Editor.

**HOLIDAYS.** We are off on holiday late May /June. The July Script will be a week or so late. If there is anything you want to know, don't hesitate to contact a committee member.

### SITUATIONS VACANT SCRIPT EDITOR.

We are no longer able to edit the Script and would like to pass the role on to someone else . It is a good way to get to know people and get involved in the club. We are happy to get you started if you want and relieve at times. The Club has provided a laptop and printer for the job. Give Graeme Evans 3515919 or us 3299065 a ring if you want to talk about it.

## QUIZ

1. From 1965 through 1966, Ford and racing legend Carroll Shelby produced the Mustang Shelby GT350H. What did the H stand for? (a) High Performance (b) Hot Rod (c) Hertz (d) Hell
2. Plymouth produced a special version of its Roadrunner in 1970 that featured an aerodynamic front end as well as a large and very distinctive rear spoiler. What was this special model called? (a) Coyote Killer (b) Superbird (c) Road Burner (d) Bad Bird
3. In 1905 a popular song had a young man offering a ride to his girl Lucille. What kind of car did he drive?
4. In the 1955 song Hot Rod Lincoln, the hero's hot rod has a Lincoln motor that's all souped up, but what kind of body made it look like a pup?
5. In the 1958 song Beep Beep, the narrator is driving his big Cadillac, when he gets passed by a small economy car. What kind of car passes him?
6. In what year did Ford introduce the Country Squire station wagon? (a) 1950 (b) 1955 (c) 1957 (d) 1959
7. What feature set the 1955-56 Ford Crown Victoria apart from the Fairlane Victoria? (a) Two-tone paint (b) Stainless steel band over roof (c) Quad headlights (d) Leather seats

Answers next page.

Thanks to Script A News Michigan.

## TEN THINGS I KNOW ABOUT YOU

- 1 You are reading this.
- 2 You are human.
- 3 You can't say the letter "P" without separating your lips.
- 4 You just attempted to do it.
- 6 You are laughing at yourself.
- 7 You have a smile on your face and you skipped No. 5
- 8 You just checked to see if there is a No. 5
- 9 You laugh at this because you are a fun-loving person and everyone else does it too.
- 10 You are probably going to send this out to see who falls for it.

While Marlene and I were in Fremantle ,Australia recently we came across a limo being used as a wedding car.

The vehicle started as a 1930 Tudor and has been fabricated by the owner with the following features:

Is 8 M in length (believed to be the longest for a vintage based limo), powered by a Ford Mustang power plant (although the capacity was not revealed), with the instrument panel being a modified 1932 Ford (having the addition of a rev counter beside the speedo).

The workmanship and finish was immaculate (as can be seen from the photos) and just shows what lateral thinking and imagination can produce.

Graeme Scott.



1 (c) Hertz. 2 (b) Superbird. 3 A Merry Oldsmobile. 4 A Model A . 5 A little Nash Rambler, about 1/3 his size. 6(a) 1950 . 7 (b) Stainless steel band over roof.

### "A Tying Guide for Tying Times"



For the Model A gentleman, one did not go out and about in public without a tie around his neck. A bow tie is a necessary accessory for formal wear, and can be a fun addition for casual fashions. However, tying the perfect bow takes practice to get it perfect. Some friends in the Model A hobby happened upon an expert who gave them the following step-by-step process in an effort to help their men "get it right." I thought I would share these steps for the rest of the men out there! IF YOU LIKE, HANG THIS GUIDE NEXT TO YOUR MIRROR ..... Then match your movements to those seen below. The illustrations appear as you would see yourself in the mirror. So when we say "left," we mean the "left" you see in the mirror.

1. Slide the unformed tie under your collar. Extend the end of the right 1" further than the end on the left.



2. Cross the long end over the short end. Then pass it back and up through the loop at your neck, making a loose, over hand knot. Gently tighten the knot so it fits snugly around your neck.



3. Fold the lower hanging end up and to the left, as shown. Make sure the unfolded end is hanging down over the front of the bow.



4. Pull the bow ends forward and gently squeeze them together forming an opening behind them. Now, turn to the right and notice the opening you've created.



5. With your left thumb or forefinger push the wide, middle part of the tie and your finger up through the opening from left to right, taking care not to let the end of the of the tie pass all the way through the opening. Use your right hand to help pull the back loop through.



6. Your bow tie will be uneven at this point. Although a few bow tie enthusiasts purport a preference for this look, we suggest that some tightening is in order. This is where you fashion your own unique style: with a large knot or a small one; with dimpled bows or smooth...



7. Gently manouvering, pull the loops and watch the knot grow smaller. Then, pull both flat ends and loops, lightly tugging up and down to straighten. This tightens the knot...and will smooth out the bow...and viola! Your bow is tied!




With a bit of practice, you will give your bow tie the dash and flair that is yours and yours alone. Remember if at first you don't succeed tie and tie again. *Page 8*



## Club Member Profile: Wendy Genet

Club member since 1980



From the cradle my head has been filled with old cars. My father had many stories of packing 4 adults, 5 kids a dog and 2 weeks camping gear in the one T and making the 8 hour trip over shingle roads for the annual camping holiday at Kaikoura. The stand out features seemed to be stopping and boiling the billy and boiling the engine then stopping. My father went to Philipstown school and during the depression was the only pupil whose family had a car, probably in no small part due to my grandfather being a fitter and turner for the railways.

After leaving school I went to night classes at Tech, one evening Graham Fineran came to pick his mate and me up after class, he came in his A, so embarrassing. Lucky it was dark and no one saw us. I was working at Lincoln at the time and used to get a lift out in a friend's very tired car. We used to clap and cheer when we gained enough speed to pass the old car with Save Man (the apouri had been removed) and bullet holes in the back window. That turned out to be Russell in his Fordor. Time moved on, 1 mortgage, 2 dogs, 3 kids and 4 Triumphs (the martyrdom of parenthood, Mark Smith

quote) took most of the spare time and all the spare money. The original A, sundry diffs, blocks, wheels and rust has moved around with us, and is occasionally rolled out for nostalgia and assessment sessions. And cleans.

We attended very few Club events, but sometimes borrowed the Club car and in the early eighties did a brief stint as Script editors. This caused a word wide twink shortage.

Since Russell bought the pickup, we have enjoyed being more involved in the club and have been on some great trips. But getting to know the people has been the best bit.

Putting my hand up to do the Script again back in 2012 was rather rash (still can't type) but it has meant getting more involved. However, 5 years is a bit much for me in one job, so it is now time for someone else to seize the opportunity.



Help us make *The Script* a success. We would be grateful for any material you feel could be appropriate to include in our Club's newsletter.

CLOSING DATE for copy for the next Script is 20th June 2017. Please send to the Editor, Wendy Genet [afordscript@gmail.com](mailto:afordscript@gmail.com). The views expressed in this magazine are personal opinions of those who contribute and do not necessarily represent the views or methodology of the Canterbury Chapter of the Model A Ford Club of America. Thanks goes to MAFC member magazines and web sites as well as other sources who supply material to our club which we reprint in the magazine.

CLUB CAR : Remember that the Club Phaeton is available for members to use. If your Model A is not mobile, give some thought to borrowing the Club car to join in one of our runs. Guidelines for its use are printed inside the back of the membership list.

Graham Evans (ph. 03 351 5919) is the custodian of the car and looks forward to your call requesting the use of the car.

## **ANTIQUÉ FORD PARTS**

**THE MODEL 'A' SPECIALISTS  
DEREK & JUDY THOMASON**

**492 MAIN ROAD HOPE, R.D.1,  
RICHMOND, NELSON  
PH / FAX: (03) 544 7826**

**Email: [antiqueford@xtra.co.nz](mailto:antiqueford@xtra.co.nz)**

**OPEN 7 DAYS if HOME**

**Large range of new and original parts at  
REALISTIC PRICES**

# Model A, T & V8 Parts

Ph: 06 844 3324 or 021 448 183  
Email: [modela.tparts@xtra.co.nz](mailto:modela.tparts@xtra.co.nz)



**LUCAS  
BLACKWALL  
TYRES 19"**  
475x500x19  
\$220 each  
or \$214 (x4 tyres each)



**LUCAS  
BLACKWALL  
TYRES 21"**  
440x450x21  
\$220 each  
or \$214 (x4 tyres each)



**LUCAS  
BLACKWALL  
TYRES 30x3 $\frac{1}{2}$ "**  
\$282 each  
or \$276 (x4 tyres each)



**FIRESTONE  
BLACK  
TYRES 19"**  
475x500x19  
\$334 each  
or \$328 (x4 tyres each)



**FIRESTONE  
BLACK  
TYRES 21"**  
440x450x21  
\$334 each  
or \$328 (x4 tyres each)



**FIRESTONE  
WHITEWALL  
TYRES 19 OR 21"**  
475x500x19  
440x450x21  
\$389 each

(Prices subject to change without notice)

**Prices exclusive of GST ex warehouse Napier**

## NO HIDDEN COSTS

# Early Ford Parts

## Mufflers



Mufflers as per original design and shape.

Lock formed cone as original.

Original length and also long tail pipe version available

**\$270.00** inc GST

- Over 1400 new Model A parts in stock
- Competitive prices on all Model A parts
- We also import larger items on indent. Air or sea

**GET A QUOTE BEFORE SELECTING YOUR  
SUPPLIER!!!**

Early Henry Ford Parts

11 Henry Street

Ph 03 379 7370

After Hours 021 637 656

[www.earlyfordparts.co.nz](http://www.earlyfordparts.co.nz)

[earlyfordparts@xtra.co.nz](mailto:earlyfordparts@xtra.co.nz)

All prices include GST