


A Ford Script



Alan Hill standing proudly beside his ongoing restoration project,
His 1923 Chalmers six-cylinder tourer

June 2026

Official Newsletter of THE MODEL "A" FORD CLUB OF AMERICA

Canterbury New Zealand Chapter.

Please note that the club will no longer have a P.O. Box

All correspondence to go to the club email address:

canterbury.nz.mafca@gmail.com

COMMITTEE

Club Captain	Gerry Lake	0204 112 3717
Vice Club Captain	John Olliver	0210 253 2177
Treasurer	Graeme Tucker	0274 725 027
Secretary	Wendy Genet	027 606 8550
General Committee	Sandra Olliver	027 303 2300
	Gill Lake	027 334 6031
	Graham Evans	027 320 7948
	Peter Bayler	027 685 5780
Facebook page co-ordinator	Sandra Olliver	027 303 2300
Script Editor	Gill Lake	afordscript@gmail.com
Club Car Custodian	Ken James	0212225086
Webmaster	Kevin Straw	kandjstraw@gmail.com

Next Committee Meeting: 7.00pm June 23rd @ the Lakes, 95 Shepherd Ave

Script closing date: 25th June 2026

Help us make The Script a success. We would be grateful for any material you feel could be appropriate to include in our Club's newsletter.

CLOSING DATE for contribution to the next Script is **25th June 2026**. Please send to the Editor: afordscript@gmail.com.

The views expressed in this magazine are personal opinions of those who contribute and do not necessarily represent the views or methodology of the Canterbury Chapter of the Model A Ford Club of America. Thanks goes to MAFC member magazines and web sites as well as other sources who supply material to our club which we reprint in the magazine.

CAPTAIN'S LOG May 2026

In May, the club run was especially enjoyable. We visited Russell Sherwin's car collection, then stopped at the Oxford Diner for lunch, before continuing through the countryside to Rangiora to see Alan Hill's restoration of his Chalmers Tourer. It was a great day out, and many thanks go to John and Sandra Olliver and Peter Bayler for organising it.

This coming month, shortly after you receive the Script, we will be having our mid-winter dinner on the 13th of June and this year it is to be a potluck dinner. This way the club does not have to have a minimum number of people to be able to get the meal catered for. The dinners have been quite popular in the last few years so will look forward to seeing you there. (See details in coming events)

The AGM is just round the corner and there are still some vacancies for committee members and club captain.

For August, there is planning under way for an Era clothing sale for those who liked to dress in the fashion of the day. Also in August is the VCC Daffodil Day run where there is the opportunity to short or long runs prior to a picnic at the VCC grounds at McLeans Island.

Well, something else to look forward to, the shortest day is coming up on June 21st from then then onwards the days slowly lengthening. I for one find the short cold days a bit of frustration.

Cheers, Gerry

CLUB CAR REPORT May 2026

Wes Hartley from WA, who normally hires the car for Nationals, is not coming for the Nationals in March 2027, so the car will be available to hire.

Remember that the Club Phaeton is available for members to use. If your Model A is not mobile, give some thought to borrowing the Club car to join in one of our runs. Guidelines for its use are printed inside the back of the membership list.

Ken James (ph. 0212225086) is the custodian of the car and looks forward to your call requesting the use of the car.

FACEBOOK PAGE

Are you aware that we have a Facebook page, diligently managed by Sandra Olliver?

Model A Ford Club Canterbury Chapter

If you have facebook please go and have a look.

Follow this link: [Model A Ford Club Canterbury Chapter | Facebook](#)

Sandra tries to keep it up to date with photos and stories from recent events. Any contributions would be greatly appreciated.

NOTICES

New Member

Welcome to **Nigel Douglas**

Nigel is from Geraldine and has a 1930 Phaeton

The Future of our Club

Our club has been functioning nigh on 60 years and during that time many of us have put in a lot of time and labour, donated goods and expertise to build the club up and keep it running.

Sounds tough but there have also been miles of motoring and hours of fun and good times.

The AGM is due in July, most people on the committee at present have served, in different roles, several times before.

Even if you have flown with us before, each meeting is subtly different so if you think you can help out please consider standing or re-standing for the committee.

We want to keep the club alive and vital and in good heart for at least another 60 years!



This year we need the following:

- **Club Captain**
- **Vice Captain**, and
- **Several New Committee Members.**

Nomination forms will be emailed to members soon and also be available at the Mid Winter Christmas

Printed AFord Script

It has been decided by the Committee that there will no longer be an option to have the A Ford Script printed, unless the member has no email (as decided at a previous AGM).

At this stage there is only 1 person in this situation.

When the new subscription form comes out this year, there will no longer be an option on it.

This will take effect in October 2026.

Membership List:

A new membership list is now available on the club website.

www.modelaford.co.nz

NOTICES

ERA CLOTHING SALE:

Change of Date and Venue

Recently the Committee has been gifted Era Clothing from 2 members, Barbara Shipley and Graham Scott.

They would both like them to find a good home and for any proceeds to go to the Club.


We will be holding an Era Clothing Sale on: **Sunday 2nd August, 1pm—3pm**

At: **95 Shepherd Ave, West Melton**

Bring along any Era clothing you would like to sell, or deliver clothing to:

Gill Lake (0273346031), Judy Straw (0295223163) or Peter Bayler (0276855780)

for us to sell **on your behalf**



VintageDancer.com

Party Bags

Metal Mesh
98c
Glittering, non-tarnishing metal Mesh in smart gem-like hobnail pattern! The most striking and festive of party bags! Rayon Moire Lining. Size: 5x3 7/8 inches.
18 K 3011 —Gold col. 98c or finish only. Shpg. wt. 9oz.

Transparent Velvet
98c
Soft, luxurious Graceful gilt line has a sparkling lock—set with brilliant Rayon Moire lining. Mirror. Size: 7x4 1/2 inches.
18 K 3012—Colors: Black or White. State color. Shipping weight. 6 oz.

NOTICES

Stocktake of Club Assets

In order to update records and the website the committee is checking through club assets that are stored in **Glenn & Heather Birnie's Container**. To help us make this list as complete as possible could you please let a Committee member know if you have anything that belongs to the club.

File of Previous Club Runs


We are trying to collate a list of runs to help with ideas for the future. If you have any past run sheets that you are able to share could you please let anyone on the committee know and we will make a folder up.

Club Windscreen Transfer:




These have resurfaced if anyone is needing a replacement, or never received one.

Please let Gerry know 02041123717



COMING EVENTS



Just a wee reminder, when traveling in groups, to leave a good gap between each other, allowing modern cars to pass. Thank you.

2026

June 13th

Mid-Winter Xmas Pot Luck Dinner

Time

5.30pm for 6.00pm

Location

Peter Bayler's home at **16 Ayers St in Rangiora.**

Bring along a main **or** dessert dish to share.

Also, BYO own drink, plates, cutlery and glasses.

The club will be providing a ham.

Please let Peter know if you are going to attend by **Tuesday 9th June**

Peter Bayler **027 685 5780** or rosalie1.bayler@gmail.com



May 21st

Ladies Morning Tea @ Riccarton House

Location:

The Quarters @ Riccarton House

Kahu Rd, Riccarton

Time:

10.30am

A table has been booked at **The Quarters @ Riccarton House** for 10, but I will need to confirm numbers so please send me a text or phone me if you are keen to join us. All welcome!!

Organiser:

Gill Lake **0273346031**



July 12th

AGM with Lunch at the Hornby Club

Time

Meet at 10:30am

Meeting starts at 11:00am

Lunch 12:30pm

Please Note:

"The Hornby Club or affiliated Club members will be required to sign in all non-members, and they are to show the sign in slips to the staff when ordering at the till."

"Guests will require to place a parking slip on the dash boards of their cars to prevent a parking fine as our carpark is monitored. Slips will be available in the room and at reception on arrival."

Nomination forms will be emailed to members soon and also be available at the Mid Winter Christmas

COMING EVENTS

August 2nd Era Clothing Sale

Time 1pm - 3pm
Location 95 Shepherd Ave, West Melton
(See Notices for further details)

August 23rd Daffodil Run for Cancer

(More details to come)

September ?date International Model A Ford Day

(More details to come)

2027

March 13th - 20th 18th National Model A Ford Rally

Organisers Top of the South Model A Club (with assistance from West Coast As)

Location Blenheim 13th – 16th March
Nelson 17th – 20th March
Preparations are going well for the 2027 Rally, there are now have 77 paid up Early birds.

Programme **Blenheim 13th – 16th March**

- Saturday 13th Meet and Greet in Blenheim
- Sunday 14th Judging/Gymkhana /Display Day, Blenheim
- Monday 15th Local Marlborough Tours
- Tuesday 16th Local Marlborough Tours

Nelson 17th – 20th March

- Wednesday 17th Pack your bags to change your accommodation and for Rally Run to Nelson
- Thursday 18th Local Nelson Tours
- Friday 19th Local Nelson Tours, Final Rally Dinner
- Saturday 20th Breakfast and Farewells

Rally Directors **Ann Holmes 021 032 4605**
Chris Bird 027 247 1089
Tosmac27@gmail.com

Past Events

17th May 2026

North Canterbury Run

On a cool morning, 24 club members met at The Peg, in Belfast.



We headed out to Russell Sherwin and Gaelle Ribot's place on Tram Rd to view their car collection. A number of members appeared in their Era finery for the judging of the best dressed daytime fashion.

Russell kept us entertained with his stories of car acquisitions world-wide, including many thousands of dollars carried in a backpack and the constant fear of having the mags stolen off his newly acquired Model A Hot Rod.

Male members enjoyed getting in, under and over various cars to glean ideas and information. Gaelle provided a wonderful morning tea with some special delicacies from her home country of France.



We then proceeded down Tram Road to the Oxford diner for lunch.
Kaylene Yeomen



17th May 2026

North Canterbury Run (continued)

From Oxford we headed back to Cust and left turn into the countryside on a nice little run put together by John and Sandra Olliver. This run weaved its way through smaller back roads coming out on the main inland road just before Rangiora, then through the town to Alan and Barbara Hill's place to look at his newly completed Chalmers car.

The car is a 1923 six-cylinder tourer with an engine capacity of 3.5 litre. Alan was able to show photos of the car before the project started and then a few as the project progressed through to what was standing before us. The result is an impressive tribute to Alan's skill, perseverance, and determination.

Gerry Lake



Member Contribution by Les Pearson

Open Car Windscreen Stanchions and Windscreen Frames.

AUTHENTICALLY SPEAKING.

There were 2 types of stanchions.

The 28/29 style made of steel, and the 30/31 style made of stainless steel.

The 28/29 Stanchions.

1930/31 Stanchions




The 28/29 stanchions were non folding (although some repro stanchions are made to fold.)

The 30/31 stanchions fold from the cowl fitting.

The studs on all stanchions hold side curtains in place.

Fixing the hood bows to the stanchion. All years of open car (except Cabriolet) had similar methods to hold the stanchion with a wingnut that located to a hole at the top of the



stanchion. These fittings are known as 'Top Clamps'. 28/29

differed slightly from 30/31.

Holding the stanchion to the cowl.



28/29



30-31



All USA assembled open cars used used slotted screws to hold the stanchion post to the cowl. Canadian assembled, used square recessed screws.



30/31 folding.


The stanchion is held to the windscreen frame by a threaded stud and an associated clamp and wingnut.

'Open Car' Windscreen Frames. 1928 to 31.

All open car frames were of a tubular design as pictured.



The top of the frame allowed the fitting of the glass to a slot on one side only, but the sides and bottom of the frame allowed for the glass and rubber seals.



Frames were never drilled through to take a windscreen wiper arm, as pictured.

Finger pulls allowed the windshield to be pulled closed. 30/31.




The rear vision mirror was clamped to the frame.





The frame has suitable blank threaded openings to allow for the stanchion clamping stud as pictured. Other openings were positioned for the insertion of rubber seals at the sides and bottom. Pictured. All these

parts are available from suppliers. All standard vehicle frames were gloss black. Deluxe frames were chromed.



Member Contribution



DO YOU KNOW THE MODEL "A"?

A Course of Questions with Detailed Answers Covering Various Mechanical Phases of the NEW FORD.

ARTICLE 7.

EMERGENCY BRAKES.

Question 3. What is one of the outstanding features of the FORD service brakes?

Answer 3. One of the unusual features of the FORD service brakes is that they are of the full-floating, self-centering type. The brake shoes of the front wheels are forced apart by a round-nosed wedge, pushed down between rollers on the lower ends of the brake shoes, by the wedge push rod, which passes through the spindle pin. The hole in the wedge is much larger than the pin which retains the wedge in position, so that the wedge can move freely from one side to the other, exactly equalising the pressure on the two-brake shoes. This allows the brake shoes to centre themselves in the brake drum irrespective of wear of the brake linings, which makes the brakes self-centering.

The rear brake shoes are forced apart by means of a cam, free to move in the operating shaft, which works against rollers in the end of the brake shoes. Thus the rear service brakes are also equalised giving equal pressure between each brake shoe and the brake drum.

Question 4. Name another particular advantage of the FORD brakes that ensures long wear and smooth action.

Answer 4. The method of adjusting the service brakes of the new FORD constitutes the greatest advance in brake design, since the introduction of four-wheel brakes. The brake shoes are forced against the drum by a cam which is located in the end of the operating shaft. On the majority of cars, when the brakes wear, the clearance between the shoes and the drum is taken up by giving the cam a little more "twist"; for that is, in effect, what a screw adjustment on the end of the brake rod does. On the new FORD, the brake adjusting screw takes the form of a grooved or serrated cone, which operates, not at the cam end of the shoes, but at the other end, forcing them apart. Thus any wear that takes place at the cam end of the brake lining is accounted for at the opposite end, and the brake linings wear evenly over their entire surface, ensuring longer wear.

On most cars, the brake shoes have to be discarded before they are half worn out, merely because at the cam ends they have worn out entirely. Thus we may expect at least double the life from FORD brakes compared with other brakes of similar size.

Question 5. What is one of the details of FORD brake design that makes the FORD brakes so easy to operate?

Answer 5. One of the details of design which makes the FORD four-wheel brakes so easy to operate is the rollers on the ends of the brake shoes, against which the actuating wedges of the front wheel brakes and the cams of the rear wheel brakes, operate. These rollers also reduce wear, and mean more miles between brake adjustments.

Maxine's FASHION"A"TING FACTS

Article from "The Starter" Magazine. Salt Creek Chapter Model A Ford Club of America

With the June wedding season approaching, here is what a bride needs before the wedding, as suggested in *McCall's*, 1931; For each bed, four sheets, six pillowcases, one pair blankets, one comforter. Also, one dozen bath towels, eighteen face towels, eight guest towels, one dozen wash cloths, two bath mats, one dozen dish towels, six glass towels, table cloths, tea cloths or place mats, large or medium size napkins, tea napkins, bureau covers, doilies, dusters, etc. The custom was that if the girl could afford it, she was to bring into the marriage enough of the household linens to start the running of a new house or apartment. She could have had embroidered sheets to dozens and dozens of table napkins, but the bride could also start comfortably with items from the above list.



1928 Wedding Dress

Personally, for clothing, especially underthings, the bride was to have enough to last at least six months to a year. She needed not less than: four sets of underwear, four nightgowns, six pairs of stockings, three good pairs of shoes (two day and one evening), one kimono/negligee and slippers, twelve handkerchiefs, two morning dresses.

The wedding dress and bridesmaids' dresses were to be simple and youthful unless the wedding was in the evening, then they would be conservative evening dresses. *Vogue*, 1930; Gone were the drop waist short wedding dresses of the 1920's. In were bias cut gowns that slimmed the body in shiny silk, rayon, and satin. Most wedding gowns during this decade were floor length, sporting high necklines. Satin was a popular fabric for wedding gowns. They were frequently paired with tulle veils or tiara-style head-dresses. Sun hats were also common.



June 1931, William Powell and Carole Lombard wedding

There were no dedicated bridal magazines in the Model A era. There were special Bridal issues such as this *Woman's Institute of Domestic Arts and Sciences* magazine published in 1931. The first publication focused on the wedding industry was 1934's *So You're Going to Be Married* which was renamed several decades later to *The Bride's Magazine*, eventually shortened to just *Brides*, still published today.

Fashion Service

WOMAN'S INSTITUTE MAGAZINE

BRIDAL NUMBER

Chic Fashions and Accessories--Youthful Modes--Magic Wrap Gifts for the Bride--The Wedding Feast--Bridal Lingerie

APRIL
Woman's Institute of Domestic Arts & Sciences
1931

For Sale

To Give away to a good home.

Wooden Body Trolley

Designed to support any Model A body or similar. On castors so the body is easily moved around the garage. Good height for working on the panels or painting. Dismantles for transporting.

Garth Moore 0274 726 025

For Sale

Model A diff gearset 1:4.11 (low) ratio.

Brand new from Snyders (but supplied in error)

\$960 (that's \$120 below purchase price)

Please phone Dean Yeoman on 0274599134

Or email: dkeyoman@gmail.com




Rushmore Motors (NZ) Ltd.

Veteran, Vintage, Post Vintage & Classic Vehicle Marketing.

Second and low gears in excellent condition, on the splined shaft (A-7060). All original parts.

All parts are in excellent condition. The tolerance between the gears and the shaft is at factory specs at 0.0005". ie unworn. The gears have been tidied up on a circular wire brush as they were stained with oil for sitting for so long, but the splined shaft has not been touched on purpose. Approximate NZ retail \$879.00 if purchased new within NZ.



\$595.00
027 224 5045

For Sale

NEW AND REBUILT MODEL A FORD SHOCK ABSORBERS.

All arms, connecting links, chassis bolts, nuts, etc., as required.

New Tyres:- Disruption ahead in regard to supply. Many sizes available by Indent only.

ANTIQUÉ FORD PARTS

THE MODEL 'A' SPECIALISTS DEREK & JUDY THOMASON

492 MAIN ROAD HOPE, R.D.1,
RICHMOND, NELSON
PH / FAX: (03) 544 7826

Email: antiqueford@xtra.co.nz

OPEN 7 DAYS if HOME

Large range of new and original parts at
REALISTIC PRICES

Wanted

Wanted

Model A Ford Generator

Prefer working condition but anything considered

Please phone **Kevin Straw** on **029 524 5048**

Or email: kandjstraw@gmail.com

Wanted to Borrow

Original 1930 Murray Fordor RHD woodwork for patterns. I am needing the lintel above the doors (my samples have rotted and broken), and the roof rails which hold the roof ribs, these are finger jointed. Also need a side sub-chassis rail with good detail for pattern. One side left or right hand is all I am looking for to make the jigs.

If you can help please phone 3797 370 or email me george.earlyfordparts@xtra.co.nz or call and see me
George Spriggs, Early Ford Parts, 10 Grafton Street, Christchurch.

Wanted to borrow or ?

Any one with 1928 Tudor glass patterns or old glass, windscreen, doors and the rear wind down glasses.

Any suggestions on who to go to for glass be appreciated as well.

Ross Gibbs 021314956 ross@4nes.co.nz



Mufflers



Mufflers as per original design and shape.
Lock formed cone as original
Original length and also long tail pipe version available

\$375.20 inc GST

- Over 2000 new Model A parts in stock
- Competitive prices on all Model A parts.
- We also import larger items on indent. Air or Sea.

GET A QUOTE BEFORE SELECTING YOUR SUPPLIER!!!

Early Ford Parts
10 Grafton Street
Ph 03 379 7370
After Hours 021 637 656
www.earlyfordparts.co.nz
earlyfordparts@xtra.co.nz
All prices Include GST