

# *A Ford Script*



September 2021

# Official Newsletter of THE MODEL "A" FORD CLUB OF AMERICA

**Canterbury New Zealand Chapter. PO Box 4212 Christchurch**

## **COMMITTEE**

Club Captain	Lyn Miles	03 349 8108
Vice Club Captain	Kevin Mercer	021 716 845
Treasurer	Brent Miles	03 349 8108
Secretary	Russell Genet	03 329 9065

## **General Committee**

Andre Kraenzlin	021 996 223
Ann and Graham Evans	03 351 5919
Annette and Lindsay Painter	03 342 5247
David Dacombe	03 313 7341
Glenn Birnie	03 347 4849
John Olliver	03 359 6360
Peter Bayler	03 313 7067

<b>Webmaster</b>	Graeme Scott	03 384 8773
<b>Script Editor</b>	Andre Kraenzlin	afordscript@gmail.com
<b>Club Car Custodian</b>	Graham Evans	027 320 7948

## **WEBSITE** 'Model A Ford Club Canterbury'

Did you know our club has its own Website, type 'Model A Ford club Canterbury' into google. There are a number of pages of interest including all the Scripts from 2014 (able to be downloaded and/or printed), notes on future events as well as market place where free adds for members can be posted. Any questions or suggestions please contact Graeme Scott (webmaster) at '[scotts.belfast.nz@gmail.com](mailto:scotts.belfast.nz@gmail.com)'

COVER: Car line-up—Breakfast run

## CLUB CAPTAIN'S REPORT

The last few weeks has certainly been a test of patience with Covid restrictions, and patience has never been one of my strengths. But I'm trying – and learning, as many of you will I am sure understand. This is a time when our larger property and some good weather has been a blessing so that we have plenty to occupy ourselves.

I write this as we now move to Level 3 from 1 September, but this also means none of our events can be held in the immediate future. Here is the message received from Roger Devlin following the Level 3 announcement regarding the National Model A day in Westport:

“Unfortunately due to Covid restrictions we have had to cancel the Model A Day. We were hoping that the South Island may have moved down quicker in levels, but alas not to be. We will be refunding everyone's entry money and possibly look at holding another day early next year. Will keep people informed when we get the information together”.

We need to think positively and hope that many are still to happen this year. Especially the visit to Oamaru in November being in the more immediate future.

Since the last Script there was a very enjoyable breakfast at Riccarton House, with the run which was to follow the breakfast, and John Olliver organised, having to be curtailed on the day because of the weather. A new date has been organised, see Coming Events p6.

A very unpredictable time, but at least more time to get our Model A's running smoothly when they are able to come out of hibernation.

In the meantime, plenty of time to pay your subscriptions due by the end of September. If you have not received payment debits please contact Brent as soon as possible.

Keep safe.

**Lyn**

# Update from NZ FEDERATION OF MOTORING CLUBS

## COVID-19 Update

Well, here we are again in lockdown level 4 and what a blow! Many events have been whacked. We wish all those who have contracted COVID a full and speedy recovery and recommend those who have not arranged their vaccination to book poste haste:

<https://bookmyvaccine.covid19.health.nz>

One of our Federation member's major events is the Vintage Car Club's national day / Daffodil Day fundraiser for the Cancer Society. <https://vcc.org.nz/daffodil-rally-cancer/>

Sadly, this major fundraising day has been severely disrupted. Many of us strongly support the work of the cancer society and if you wish to, please donate here:

<https://www.daffodilday.org.nz/donate>

We are back in uncertain times and clubs may wish to seek advice on organising or attending large events and using public facilities at each of the Alert Levels. For more details:

<https://covid19.govt.nz/activities/public-events-and-entertainment/>

'NZ Major Events' information for event organisers, including the Voluntary Code and Collateral pack:

<https://www.majorevents.govt.nz/resource-bank/covid-19-information-for-event-organisers/>

The events of the last week in New Zealand have shown that the Delta variant is a particularly tricky and nasty beast. The massive spread in Australia clearly demonstrates how vigilant we all need to be, particularly in recording attendees at events and functions. Using the NZCOVID Tracer app and paper records will help the Ministry of Health to contact trace, should it be needed.

Did you know that you can easily create QR code Posters for events and clubrooms?

Generate it here: <https://qrform.tracing.covid19.govt.nz>

With regard to vehicle WoF's, CoF's, RUC's, vehicle licencing (Rego's), Insurance, Driver Licences, etc. go to the NZTA "Frequently Asked Questions" on their COVID-19 services page:

<https://www.nzta.govt.nz/about-us/coronavirus-disease-covid-19-services-update/frequently-asked-questions/>

In the meantime, as soon as you're allowed, get out and enjoy New Zealand in your favourite vehicle and help our businesses and the economy recover. Remember, buying locally is the key to having services retained and available when you need them.

Thank you once again to those who have kept in touch with older members of your clubs, or those living alone. We hope many of you have managed to spend some time working on your vehicle tasks.

# Update from NZ FEDERATION OF MOTORING CLUBS

## **Meeting with Minister of Transport Hon. Michael Wood**

An FoMC delegation met with the Minister of Transport, Hon. Michael Wood (coincidentally the same day level 4 lockdown was announced). Although the Minister had to cancel a number of other meetings, we were delighted that he chose to continue with our meeting. Those attending considered it to be a very successful meeting and a full report will be in the next Wheel Torque magazine, which is currently being prepared.

The Minister is keen for his officials and the Federation to have ongoing discussions on current issues with a view to finding solutions. We are currently arranging the next meeting with officials.

## **FoMC Annual General Meeting**

Documents and presentations from the AGM held on 16 May can be found here:

<https://fomc.nz/agm-documents/>

Stay safe, drive carefully and courteously.

Kind regards,

Harry Duynhoven  
President, FoMC

## COMING EVENTS

**2021**

### **September 4<sup>th</sup> & 5<sup>th</sup> - International Henry Ford Day**

Unfortunately due to Covid restrictions we have had to cancel the Model A Day. We will be refunding everyone's entry money and possibly look at holding another day early next year. Will keep people informed when we get the information together

### **October 8 - 10<sup>th</sup> - VCC Swap Meet**

We will have a display of some of our Model A's, plus a display site at the VCC Swap Meet at Cutler Park. If you would like to display your car, please contact Brent Miles.

### **SUNDAY 7<sup>th</sup> NOVEMBER - SCULPTURE ON THE PENINSULA RUN**

Due to the cancellation of the run after the breakfast at Riccarton House we are now having the run on SUNDAY 7 NOVEMBER.

**9:30 MEET AT RICCARTON HOUSE CARPARK. DEPART 9:45 for 1.5 hour run.**

We will finish at Loudon Farm for SCULPTURE ON THE PENINSULA.

**Entry fee \$20 per person.**

**Food stalls onsite but you can take your own picnic lunch.**

This is the last time this event will be held.

**An indication of cars attending is needed as Philip King is setting aside an area of the carpark for our cars to be displayed.**

**Please reply to John Olliver - txt 027 303 2300 by Friday 29<sup>th</sup> October.**

## COMING EVENTS

### **November 12 –14th - Show weekend - Oamaru Trip**

The entries for Show Weekend have been slow coming in, if you intend on joining us please send the entry as soon as you can to allow us to get a better idea of numbers for meals and visits over the weekend.

We are planning on having breakfast at Riverstone Café on Sunday Morning, for anyone wanting to visit the Riverstone Castle, cost \$25 per person please book at:

<https://www.iticket.co.nz/events/2021/sep/riverstone-castle>

**Kevin & Ruth Mercer  
10A Manor Drive  
Rolleston  
0211597798**

**(See page 10 for entry form)**



### **December**

- Children's Christmas party
- Christmas Function



## PAST EVENTS - Breakfast Run

On a very wet, Sunday 8<sup>th</sup> August, 22 members gathered at Riccarton House for the breakfast run. A very delicious breakfast was had along with plenty of chat. However the run didn't take place because of the very inclement weather - only 2 degrees. The run will now place at the later date of Sunday 7<sup>th</sup> November.





## PAST EVENTS - Breakfast Run



## Authentically Speaking.


### Steering difficulties and remedies.

A seven tooth box has the same play no matter what position the wheel is in.

A two tooth Gemmer steering box is designed to have no play, or the least amount of play at the straight ahead position and increasing amounts of play either side of top dead center.

With either type of steering box, take firm hold of the Pitman arm (located under the front guard) and shake firmly up and down to feel any play.

If just the slightest amount of play is detected, or the Pitman arm moves up and down, this indicates the sector bushes are worn and will need replacing. This play cannot be removed with any of the adjustments.



If the Pitman arm is not secure on the sector shaft, it will mimic steering box wear and greatly add to play at the wheel. Make sure the shaft is good and tight on the shaft before checking the sector bushes for wear by way of shaking the Pitman arm.

The same applies to the radius rod connection at the bellhousing under the car and at the rear of the pan. This mounting is spring loaded and must be in good order and secure to remove play at the wheel. See next page.

#### Tip.

Check the two steering box to frame mounting bolts. If they are loose and often they are, it will mimic play or sector wear. These two bolts (pictured at left,) are situated either side of the top of the Pitman arm. The bolt holes in the frame can also be slogged, and even after tightening the bolts, there can still be movement. The only way is to repair the slogged holes.

**Difficult Steering.** Is hard to steer, or excess play at the steering wheel.

- ◆ The four balls (total) on the steering ball joints could easily be out of round. Very common after 80 odd years of use. New balls can be fitted. Get serious advise first. This is a safety issue. Find a certified welder for this work. Suppliers have steering balls.

The thrust bearing under each king pin may not be taking the bearing load of the axle, with the weight being transferred to the bottom of the king pin. Common.

- ◆ The steering box may be lacking lubricant, or filled with grease. EP 360 gear oil should be added. No need to remove the grease, just add oil.
- ◆ Tires could be under inflated or incorrectly installed on the rim. 32 to 36 lbs/sq in is ideal.
- ◆ Tow in and out. Check adjustment.
- ◆ Bent front axle. Look for a better one.
- ◆ Bent tie rod or drag link. Both bars should be straight.
- ◆ Sagging front spring. Very common. See if the tie rod and drag link are touching where they cross over each other and may have worn a flat on each other. A sure sign the spring has sagged and lost it's temper. Stand back from the front of the car and see if the front axle is visible under the radiator valance. If you can't see the axle, it is another sign the spring need attention. The spring would have to be removed and sent to a 'spring shop' or see your supplier. A sagging spring alters the front end geometry.
- ◆ Incorrect adjustment of the steering box, either 2 or 7 tooth.
- ◆ Badly worn or broken roller bearings in a 2 tooth steering box. The 7 tooth has two roller thrust bearings either end of the worm which seldom give trouble.
- ◆ Steering box lose on the frame. More common than most people think.



Correct tyre installation to a rim.



### The Front Radius Rod Ball Connection.

To achieve correct and easy steering, this ball joint has to be in good order and assembled and tightened correctly as outlined below.

Exploded view at right.



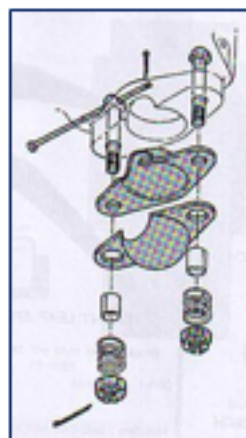
Radius ball joint with the radius rod removed, showing the inside of the connection.

Sleeves are supplied with your kit. These sleeves isolate the springs from the threaded studs.

**If worn ALWAYS replace the radius rod ball connection with new. See suppliers.**

This unit is situated at the base of the bellhousing, where the two radius rods from the front axle meet. Complete steel ball joints are available from all suppliers, and cheap to purchase. Never use a rubber ball fitting, as the castings required to accommodate the ball can fracture.

The two protruding studs can be replaced (with some difficulty with the bellhousing installed) if found to be faulty. Correct spring tension on the two studs is obtained when the split pin is able to be pushed through the tightened nut and the stud. Lubricate with grease before assembly. Shims are available to compensate for ball wear. The unit is self lubricating.



Incorrect radius rod ball connection. **SHOWING** wrong springs, wrong nuts and incorrect nut tension.

### The Front Axle.

Problems with the axle and surrounding parts can be numerous, depending on 80 odd years or damage and wear. Problems are mainly concerned with steering are mentioned above.

- ♦ **Bent axle.** Requires a hydraulic press to straighten. Usually any bend is backwards and the bend is at the perch bolt, the weakest part of the axle. This can be straightened in a press.
- ♦ **Perch bolt eye and king pin eye wear.** Both of these areas can wear and would require bushing by an engineer. The king pin passes through the end of the axle and wear here can mimic king pin play. This wear is best detected with the axle removed and stripped, where the king pin on its own can be pushed through the eyelet to feel for wear. A good way of detecting axle eyelet straightness is to pass a 13/16" x three foot round bar through each eyelet and stand back and sight along the two. The same system applies to the perch bolt eyelets.



Headout



Always use good axle stands, and before removing the wheels, shake the car to see if it is stable on the stands.

# Oamaru Trip Show Weekend 12-14<sup>th</sup> November 2021 Entry Form

This event will start midday from the Nosh Café at the Waimate turnoff on SH1, a great place for Lunch if you have not visited previously. Please do not be late as we have a full afternoons motoring.

Name \_\_\_\_\_

Vehicle Model \_\_\_\_\_

Number attending \_\_\_\_\_

**All meals, apart from Saturday night are your responsibility.**

Saturday Dinner      Number at \$50 per person \_\_\_\_\_

If we know in advance of any dietary requirements we can accommodate all of these,

Special Dietary requirements

\_\_\_\_\_

Accommodation and Dinner will be at NorthStar Motel:

<https://www.northstarmotel.co.nz/>

We have a special Room rate of \$130 per night.

**Please make your Motel Booking now by phoning 03 437 1190, it is essential that you advise you are part of the Model A Club Group.**

All rooms are being held but each person is responsible to confirm their booking, North Star will arrange for an alternative Motel once all rooms are booked, this is a 50m walk.

The weekend will finish at the Riverstone Café (by the Castle) for Brunch on the South Side of the Waitaki River.

Please email the completed form to [khmerc@xtra.co.nz](mailto:khmerc@xtra.co.nz) or post to 10A Manor Drive, Rolleston.

**Make Payment to the Club account      06-0805-0018320-00**

When making payment please use reference **Oamaru Trip** and your **Name**

## WANTED

1930 Headlight Bar  
Phone or Text David Coakley  
**027 354 0307**

### *Rushmore Motors (NZ) Ltd.*

**Veteran, Vintage, Post Vintage & Classic Vehicle Marketing.**

Over 50 vehicles on offer. Subscribe for a free monthly emailed catalogue. Be first to know. Listing is completely free. No hidden costs.

**027 22 45 045** OR [rushmoremotors@extra.co.nz](mailto:rushmoremotors@extra.co.nz)

**Rushmore Motors Ltd do not buy and sell motor vehicles.**

## WANTED.

**Model 'A' Tudor, Fordor Sedan and  
Phaeton of any year.**

**Must be in excellent condition, registered  
and warranted. Ph 027 2245 045.**



# ROBERTSON SCREWS

**Suitable for the Model A and T Fords plus other  
1920's—30's Canadian built cars.**



Email [kandjstraw@gmail.com](mailto:kandjstraw@gmail.com) or  
phone Kevin 0295-245-048  
for details of all the various sizes  
available.



**FOR SALE**

Model A Ford Shock Absorbers rebuilt as exchange \$210 each, or \$240 outright.

Ph. Jack at 03 352 6672 ChCh. or 0274 322 041

**CLUB CAR REPORT**

No running this year yet.

If you have your car unserviceable for a run, you can book the car by calling

Graham on 03 351 5919 or 027 320 7948

## SCRIPT CLOSING DATE

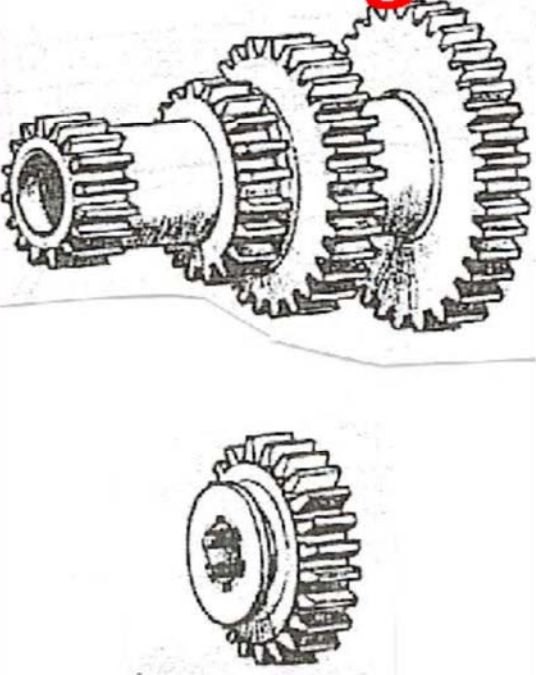
Help us make The Script a success. We would be grateful for any material you feel could be appropriate to include in our Club's newsletter.

CLOSING DATE for copy for the next Script is **20<sup>th</sup> September 2021**. Please send to the Editor, Andre Kraenzlin [afordscript@gmail.com](mailto:afordscript@gmail.com).

**Last month's printed copy of The Script was sent using an old address list—apologies if you did not receive your copy. The correct list has now been located, and printed copies have been sent to anyone who didn't receive one, together with the September issue.**

The views expressed in this magazine are personal opinions of those who contribute and do not necessarily represent the views or methodology of the Canterbury Chapter of the Model A Ford Club of America. Thanks goes to MAFC member magazines and web sites as well as other sources who supply material to our club which we reprint in the magazine.

# Model-A-gearbox upgrade.



Improved 2nd gear ratio by 15% to increase overall road speed in 2nd gear and hill climb ability without stress revving your engine.  
With the installation of this new cluster and 2nd gear, this is all that is needed to achieve the effect desired i.e.: higher speeds in 2<sup>nd</sup> gear, making traffic driving and hill climbing not a problem.

**COST**  
All new cluster and 2<sup>nd</sup> gear **\$1890.00 + P&P**

**CONTACT**  
Errol or Linda McAlpine  
On  
1127 Scenic Drive  
Swanson  
Auckland 0614  
New Zealand

PH (09) 8329818  
MOBILE (0274) 543 983  
EMAIL: [vet.vin@xtra.co.nz](mailto:vet.vin@xtra.co.nz)  
Web; [www.veteranvintagecars.co.nz](http://www.veteranvintagecars.co.nz)

## **CLUB CAR:**

Remember that the Club Phaeton is available for members to use. If your Model A is not mobile, give some thought to borrowing the Club car to join in one of our runs.

Guidelines for its use are printed inside the back of the membership list.

Graham Evans (ph. 03 351 5919) is the custodian of the car and looks forward to your call requesting the use of the car.

## **CANCELLATIONS:**

In the event of unsuitable or doubtful weather, cancellations or postponements will be emailed to you.

We have printed the annual run organiser for the coming events in this script.

### **ANTIQUE FORD PARTS**

**THE MODEL 'A' SPECIALISTS  
DEREK & JUDY THOMASON**

**492 MAIN ROAD HOPE, R.D.1,  
RICHMOND, NELSON  
PH / FAX: (03) 544 7826**

**Email: [antiqueford@xtra.co.nz](mailto:antiqueford@xtra.co.nz)**

**OPEN 7 DAYS if HOME**

**Large range of new and original parts at  
REALISTIC PRICES**



# Veteran AND Vinlage

Spares and Repairs Ltd. - Model T & Model A

**Ph: 09 8329818 or 027 4543983**

**Email: vet.vin@xtra.co.nz**



**LUCAS  
BLACKWALL  
TYRES 19"**

475x500x19  
\$310 each



**LUCAS  
BLACKWALL  
TYRES 21"**

440x450x21  
\$310 each



**LUCAS  
BLACKWALL  
TYRES 30x3 $\frac{1}{2}$ "**

\$453 each



**FIRESTONE  
BLACK  
TYRES 19"**

475x500x19  
\$442 each



**FIRESTONE  
BLACK  
TYRES 21"**

440x450x21  
\$442 each



**FIRESTONE  
WHITEWALL  
TYRES 19 OR 21"**

475x500x19  
440x450x21  
\$538.20 each

(Prices subject to change without notice)

**Prices exclusive of GST ex Auckland**

## **NO HIDDEN COSTS**

# *Early Ford Parts*

## Muffler's



Muffler's as per original design and shape.  
Lock formed cone as original  
Original length and also long tail pipe version available

**\$320.00 inc GST**

- Over 2000 new Model A parts in stock
- Competitive prices on all Model A parts.
- We also import larger items on indent. Air or Sea.

**GET A QUOTE BEFORE SELECTING YOUR  
SUPPLIER!!!**

Early Ford Parts  
10 Grafton Street  
Ph 03 379 7370  
After Hours 021 637 656  
[www.earlyfordparts.co.nz](http://www.earlyfordparts.co.nz)  
[earlyfordparts@xtra.co.nz](mailto:earlyfordparts@xtra.co.nz)  
All prices Include GST