

A Ford Script



Peter Donald's Model A, centre stage in his
impressive Ford collection

September 2025

Official Newsletter of THE MODEL "A" FORD CLUB OF AMERICA

Canterbury New Zealand Chapter. PO Box 4212 Christchurch New Zealand

COMMITTEE

Club Captain	Gerry Lake	0204 112 3717
Vice Club Captain	John Olliver	0210 253 2177
Treasurer	Graeme Tucker	0274 725 027
Secretary	Wendy Genet	027 606 8550
General Committee	Sandra Olliver	027 303 2300
	Gill Lake	027 334 6031
	Graham Evans	027 320 7948
	Peter Bayler	027 685 5780
Facebook page co-ordinator	Sandra Olliver	027 303 2300
Script Editor	Gill Lake	afordscript@gmail.com
Club Car Custodian	Ken James	0212225086
Webmaster	Kevin Straw	kandjstraw@gmail.com

Next Committee Meeting: September 18th 7.30pm Genet's 77 Leistrella rd. Hoon Hay

Script closing date: 20th September 2025

Help us make The Script a success. We would be grateful for any material you feel could be appropriate to include in our Club's newsletter.

CLOSING DATE for contribution to the next Script is **20th September 2025**. Please send to the Editor: afordscript@gmail.com.

The views expressed in this magazine are personal opinions of those who contribute and do not necessarily represent the views or methodology of the Canterbury Chapter of the Model A Ford Club of America. Thanks goes to MAFC member magazines and web sites as well as other sources who supply material to our club which we reprint in the magazine.

CAPTAIN'S LOG August 2025

Well, the days are getting longer, and there seems to be a little more warmth coming our way. Time to dust off the gardening tools and get into spring.

Earlier this month we headed off to Mona Vale in the Model A to join up with other club members for breakfast in the old homestead. This was followed by a trip out to Leeston and then down to a farm on the shores of Lake Ellesmere where we looked at an impressive Ford car collection, followed by a picnic by the lake. An excellent day out and I thank Russell and Wendy Genet for their planning skills.

On the 24th we joined in with the VCC organised Daffodil Day Run which left from various points of the greater Christchurch area and having an option to do a short or long run terminating at the VCC grounds at McLeans Island. It was cold setting off, but once we reached the VCC grounds the weather improved somewhat to make the picnic experience a nice one. There was a good turnout at VCC grounds but not as big as the last couple of years, I didn't think. However, there was quite an impressive range of cars from early Model T's up to a 2024 Corvette. I enjoy seeing the different makes and models and appreciate everyone's enthusiasm for their own. One that did take my eye was a 1934 Packard straight 8, it's a big car!

September, we have the International Model A Ford Day in Picton on the 26th to 28th of the month. There seems to be a fair number from Christchurch heading north for that event. So now is a good time to check over the car, tighten up any loose bits, check the oil and pump the tyres. I'm looking forward to a road trip!

Cheers Gerry

CLUB CAR REPORT August 2025

Hi Everyone,

The Club car now has a new WOF and we are just waiting for the front mudguard to be repaired.

Ken

Remember that the Club Phaeton is available for members to use. If your Model A is not mobile, give some thought to borrowing the Club car to join in one of our runs.

Guidelines for its use are printed inside the back of the membership list.

Ken James (ph. 0212225086) is the custodian of the car and looks forward to your call requesting the use of the car.

WEBSITE

Model A Ford Club Canterbury - <https://www.modelaford.co.nz>

Did you know our club has its own Website? Type 'Model A Ford club Canterbury' into Google. There are a number of pages of interest including all the Scripts from 2014 (able to be downloaded and/or printed), notes on future events as well as market place where free adds for members can be posted.

NOTICES

It is Subscription time again

This year I have attempted to make a form that can be downloaded filled in and emailed back. **These have been emailed to members.** (*Instructions are at the top of the emailed form*).

I have also included a form in the script that can be printed and filled in as an alternative. **See pages 6 and 7.** This can be either posted or emailed back as per instructions on the form. (*Instructions are at the top of this form*). Thanks, Gill.

Please get these back in as soon as you can. We are hoping that we will get more forms returned this year so that we can compile the long requested **Membership List**

This is due by the end of September or a **late fee applies as per the instructions.**

Thanks, your Committee

The Carbon Offset Scheme



This scheme allows club members to help offset the carbon produced by driving their Model A's. The scheme is voluntary.

All donations are sent to Trees for Canterbury which produce and plant native trees in the Canterbury area. At present this is the most appropriate way for us to help offset vehicle emissions. Apart from offsetting emissions trees provide many other benefits and Trees for Canterbury are a recognized non-profit charity.

We would like you to consider the future of the planet and your descendants living on it by entering an amount in the box on the accompanying subscription form.

Ken James will again produce a windscreen sticker recognizing you have contributed. Any questions contact:

Russell Genet 02102761588 or Ken James 0212225086

Advertisements in the Script: Members advertisements for a *maximum 3 months*, after which time they will be removed. If the member wishes for the ad to continue they need just contact the editor.

This, of course, **does not apply to paid advertisements.**

NOTICES

Welcome to New Members: **Russell Sherwin and Gaelle Ribot**, who live in Ohoka.


Russell has several Model A's all in very good running conditions and registered, including:

- A 1930 closed cab truck with a back canvas
- Another one without back 1929
- A Phaeton
- A 1932 original Roadster V8,
- 2, 1930 Roadsters, one closed cab, one soft top, and
- A "Bread Van".

Resignations from the Club: We have had 2 members tender their resignation from the Model A Club: **Barbara Shipley** and **Robin and Heather Fear**.

The Committee, on behalf of the club, would like to thank Barbara (and Barry), and Robin and Heather, for many years of service to the club and would like to wish them well in the future.

Attention Ladies!!



Is anyone interested in forming a “*Ladies Who Lunch*” group? Maybe with a visit to someone’s garden / a garden centre with cafe/ craft display / interesting shops etc? Time and Day of the week to suit attendees. If interested or have ideas please phone or text **Gill on 0273346031**

FOMC: **A wee reminder that the FOMC has worked hard on the new warrant rules, amongst other things.**

Checklist for runs: Wendy and Russell Genet have been working on a checklist to accompany vehicles on runs in the future.

Event Cancellations: In the event of unsuitable or doubtful weather, cancellations or postponements will be emailed to you.

Other Club Newsletters: Each month I receive newsletters from other Model A Clubs around the world
If anyone is interested in receiving these newsletters, and any others I receive, please email me (afordscript@gmail.com)
I have set up a dedicated email list of recipients.

CANTERBURY (N.Z.) CHAPTER

Model A Ford



Club of America

P.O. BOX 4212,

CHRISTCHURCH,

NEW ZEALAND.

NOTICE OF ANNUAL SUBSCRIPTIONS FOR 2025—2026

1st August 2025

Hello again everybody, following on from the AGM, please find attached this year's subscription notice. It was agreed that this year's subscription will be **remain at \$30.00** as the base subscription, \$2.00 additional for joint membership, and an extra \$1.00 for family.

It is important that this notice is filled out and returned to the Gmail address indicated on the form or posted to the Club's **P.O. Box 4212 Christchurch 8140** noting your sub payment, together with other payments you may wish to make.

Include any changes to your address, contacts, or vehicle status so that our records and membership list can be updated where necessary.

Please use internet banking **or** deposit at an ANZ bank using your **Christian** and **surname** as reference.

We do not have Eftpos or credit card facilities.

Points to note:

Replacement Name Badges. The cost of badges is \$15.00 to cover cost of manufacture and postage.

Carbon Emissions Contribution. It has been agreed by members at the AGM that this **voluntary** contribution should be continued as a means of showing the club's recognition to the offsetting of carbon emissions. The funds will be forwarded to Trees of Canterbury to enable purchase and planting of trees on our behalf. Your committee will endeavour to arrange an opportunity for our members to join with **Trees of Canterbury** to plant the trees provided by our funding

Script- printed copies. The majority of club members now receive the Script by email with the benefits of reading or printing off in colour. Some members choose to have the Script booklet copy (black and white) posted as well as receiving it by email.

Due to the rising costs of printing and postage the annual fee for a printed script will **remain at \$50.00**

For the few members without access to email, there will be no additional charge and a copy of the script will still be posted. The script is also available on our website to be downloaded.

Thank you,

Graeme Tucker

Treasurer

0274 725 027

CANTERBURY (N.Z.) CHAPTER

Model A Ford



Club of America

P.O. BOX 4212,

CHRISTCHURCH,

NEW ZEALAND.

Please print this form, fill it in, and either email this form, filled out, to canterbury.nz.mafca@gmail.com or post it to P.O. Box 4212, Christchurch. Then pay money into bank account below

Name of Member: _____

Chapter Subscription: (if paid before 30th September 2025) \$ 30.00 \$ _____

Chapter Subscription: (if paid after 30th September 2025) \$ 35.00 \$ _____

Joint Membership: Spouse / Partner (Optional) \$ 2.00 \$ _____

Name: _____

Family Membership: (Optional) \$ 1.00 \$ _____

Name/s _____

Subscription Total: \$

Additional Optional Payments:

Name Badge/s Number required _____ @ \$15.00 per badge = \$ _____

Name/s for name badge/s _____

Voluntary Contribution to Carbon Emissions: \$ _____

A Ford Script hard copy in printed form by post @ \$50.00 per annum \$ _____

Total Amount Paid \$



Payment can be made by:

Online Deposit: Bank Account **06-0805-0018320-00 (Canterbury NZ Chapter MAFCA)**

Or by deposit at any ANZ bank (Please ask the teller to record your name)

Contact Details

Address: _____

Email: _____

Phone: Home: _____ Cell/s: _____

MAFCA member? Yes/No **Membership number** _____ **VCC member?** Yes / No


Model A's owned:

Year	Model:	Restored or Project	Year	Model	Restored or Project



COMING EVENTS

2025



Just a wee reminder, when traveling in groups, to leave a good gap between each other, allowing modern cars to pass. Thank you.

September 26th –28th: International Model A Ford Day

Location:

Picton

Programme and Entry form on pages 10 & 11

October 10-12th

VCC Swapmeet

Location:

Vintage Car Club Canterbury, 661 Mcleans Island Road.

Cost:

Entry to the Swap Meet \$10 for a 3 day pass, paid on entry.

Gates open from 7am Friday, Saturday and Sunday.

Advertising of complete cars for sale beside the main display area

Entry through VCC main entrance and follow the signs, cost \$10 for the weekend paid on arrival.

NO DOGS allowed on site or in parking areas

November 2nd:

Gymkhana (details of starting place in next Script)

This involves a run with some fun questions followed by a picnic then a few excellent games for the Gymkhana.

This event is a lot of fun and is judged for both the run and the Gymkhana which combine for the **REX CHENERY TROPHY**

Organiser for the run:

Peter Bayler 027 685 5780

Organisers for the Gymkhana:

John & Sandra Olliver 0210 253 2177 / 0273032300

November 22nd:

Xmas Dinner @ The Lake's (more details to come)

Location:

95 Shepherd Ave, West Melton

Cost:

To be advised soon.



Era dress (optional). Judging for MAFCA ladies and men's fashion cups

There will be spot prizes and maybe a quiz or 2

Organisers:

Gerry and Gill Lake Ph: 0204 112 3717 (Gerry)

COMING EVENTS

December 10th

Children's Christmas Party

Time

5.00pm

Location:

Motorcycle Corner, Vintage Car Club, McLeans Island

Bring your own tea.



Santa will be there with a gift for children 10 years and under. Please email, phone or text **Gill Lake** the name/s, sex and age/s of any children attending by Nov 15th.

gillcakes95@gmail.com or 0273346031

Please note: (If you have a child attending who is over 10 years and whom you would like to receive a present from Santa, please supply this yourself, wrapped and with the child's name on it)

2026

January 25th

Era Picnic

Location:

Gary and Fiona Learmonth's place in Loburn

More details soon.

February 15th

North Canterbury Run

This is still in the planning stage but the thoughts are a run, then a visit to 1 or 2 car collections, finishing up with dinner at the Oxford Diner.

March 1st or 8th

High Country Run.

Still in the planning stage and we are looking for suggestions for this.

Has anyone got a great run idea tucked away?

Top of the South Model A Club Inc

International Model A Day 2025

LOCATION: PICTON

September 26th – 28th

Hosted by Top of the South Model A Club

Weekend Plan

Friday 26th

**5.00 – 6.00pm Registration at Oxley's Bar & Kitchen on the Waterfront
1 Wellington Street Picton**

6.00pm Dinner at Oxley's at own Cost

Limited menu similar to this with seasonal variations:

Fish & Chips served with Salad

Salad meal- currently Harissa Chicken

Pan seared Fish vegetables & potatoes

Burger meal- currently Beef & Bacon burger.

Menu will be confirmed prior to the Rally and I will be asking for pre orders.

Saturday 27th

9.45am Meet in High Street, South of Waikawa Road.

10.00am Depart on Rally Run

**Lunch We will update whether you will need to
pack a picnic, may be weather dependent.**

5.30pm Meet back at Oxley's

6.30pm Rally Dinner at Oxley's - Prepaid

Two Course Set Menu \$50 Subject to Seasonal Change

Choice of

Dessert

Fish of the Day

Panna Cotta

Lamb Rump

Apple Strudel

Stuffed Eggplant

Mousse

Harissa Chicken Salad

Vegetarian Pasta

Menu will be confirmed prior to the Rally and I will be asking for prepayment and orders.

Sunday 28th

In your own time Breakfast and Farewells

Please organize your own accommodation, there are lots of options.

Please Note: Final close off date for meals is 15th September

You will be advised in due course of final details and / or possible changes to the planned events for this weekend should they arise.

TOP OF THE SOUTH MODEL A CLUB INC.

INTERNATIONAL MODEL A DAY 2025 - PICTON

RALLY REGISTRATION FORM

EVENT DATES : Friday 26th to Sunday 28th September 2025

Note : Final close off date for your entry is Monday 15th September 2025

DRIVER :		
Phone :	Email:	Mobile :
Address :		
Suburb :	City :	Post Code :
PASSENGER INFORMATION.		
Navigator's name :		
Passenger name(s).		
VEHICLE INFORMATION		
Vehicle Body Type :		Year :
Registration Number :		
Membership of which Model A Club (if applicable) :		

ENTRY FEES.

Vehicle	Vehicle entry	1	\$15
Friday Night Dinner	Friday dinner at Oxleys @ own cost		
Saturday Night Dinner	Rally dinner at Oxleys @ \$ 50 each		\$

Your total entry costs are \$ _____

Special Dietary Requirements: _____

(eg GF, Vegetarian, Vegan)

Please note that no meal refunds will be available if cancelled after 15th September

METHOD OF PAYMENT

Internet banking number: 03 0751 0018885 000

Reference is Picton and your Name.

Completed entry form to be Emailed to: tosmac27@gmail.com

CONTACTS

Rally Treasurer: Dot Humphries ph 03 539 0071 mo. 027 2222 464

hillberry@xtra.co.nz

Rally Secretary: Ann Holmes ph 03 542 3169 mo. 021 032 4605

tosmac27@gmail.com

THE TOP of the SOUTH MODEL A CLUB INCORPORATED WILL NOT BE HELD LIABLE FOR ANY DAMAGE OR LOSS IN RESPECT OF ANY CLAIM IN RELATION TO ANY EVENT OR FUNCTION BEING HELD AS PART OF, OR IN CONJUNCTION WITH THE 2025 INTERNATIONAL MODEL A DAY.

**WE LOOK FORWARD TO HOSTING YOU FOR THIS LOW KEY FUN WEEKEND
CELEBRATING THE MODEL A FORD**

Past Events

August 17th

Breakfast run

Mona Vale Café for Brunch then to Leeston to view Peter Donalds Ford Collection.



What a beautiful day to go out for brunch and drive to Leeston. We left early as we had no idea where we were going as we are still finding our way around Canterbury. Tessa, (our Heading dog) joining us. We arrived early at Mona Vale Homestead café so we could walk Tessa in the beautiful gardens before we sat down with sixteen other club members for brunch. There was enjoyable conversation while breakfast, coffee and high tea was being served and consumed. The high tea was delicious!



We all finished our brunch and chatter and left Mona Vale to head to Leeston Memorial Park. It was an enjoyable drive out to Leeston following David and Pam Dacombe in their Model A pickup truck. We always enjoy the sight of Model A's cruising on the road. We gathered at the Memorial Park and received instructions for the drive out to Peter Donalds place to view his Ford collection. Another beautiful part of our country with views of Lake Ellesmere.

Peter greeted the Mona Vale Brunch crew on their arrival, and the other ten club members who could not make brunch, however, were able to make it out to Peters place.



Peter gave us the history of how his car collection came to be, then showed us around the cars. A beautiful collection of vehicles passionately collected by Peter. Ranging from a Mk 3 Cortina to a wide selection of Falcons right up to the last model produced in 2016. A few rare models with lots of horsepower. Thankyou Peter for centrally displaying your favorite car in your impressive man shed. A lovely example of a 1928 AR Phaeton.



On completion of the tour, the club showed their appreciation with a presentation to Peter. Peter then continued his hospitality by suggesting we have lunch at his private campsite on his property. The club members graciously accepted Peters offer and made their way to a beautiful spot on the edge of Lake Ellesmere. Complete with its own jetty and a good old fashioned long drop that brought back many memories.

The members enjoyed their lunches before making their own way home.

A big thank you to all the organisers of this enjoyable day. Greatly appreciated by all in attendance.



Garry and Fiona

Thank you also to **Michelle Dowdle** for gathering the information for Mona Vale in Wendy and Russell's absence.



Past Events

August 24th

Daffodil Run for Cancer

This year's Daffodil Day took part on a bleak day with sun finally showing it's face during lunch. But despite the weather there was another excellent turnout of Vintage cars throughout Canterbury.

A few Model As congregated behind the Vintage Motorcycle Clubrooms for a picnic lunch, with others calling by at intervals. It was, as it always is, great to catch up again.



A couple of really BAD jokes for you:



A blonde is having trouble selling her car. She tells her friend, "It has nearly 300,000 miles on it, and it's difficult to sell to anyone."

Her friend suggests, "I have a cousin who's a mechanic. He can roll back the miles to make it easier to sell."

A month goes by, and they run into each other again.

"Did you take your car to my cousin?" the friend asks.

"Yes, I did! He did a great job rolling back the mileage to around 30,000 miles."

"So, were you able to sell it?" the friend asks.

The blonde shakes her head. "No! I would never sell a car with such low mileage. I'm keeping it for myself!"

***** //

With the rise in self-driving cars,
It is only a matter of time until there is a country song were a guy's truck leaves him.

***** //

If a backseat driver became a car part, what would he be called?
The car-berator.

AUTENTICALLY SPEAKING

What's at the bottom of your steering box? This article shows all parts, and how this original switch operates your headlights.



Firstly, to get all the components working correctly, the light switch lever at the centre of the steering wheel must be in the vertical position. (if not, all is lost)





Switch components. Removal is below.



Spring, spider and circlip.



Switch end of the horn rod to which the components at left are affixed.



There were two types of switch contact plate configurations used during production. At left, single bulb. 2 wires to each headlight. At right 2 bulb and 3 wires to each headlight.

To install the appropriate parts to the end of the horn rod, they must be assembled in the correct order as at right.
There were different lengths of horn rods. B rod is for the 7 tooth. The rest are 2 tooth with C being 28-29 (Gemmer) and the rest 30 or 31.

A-3616-B = 44-1/2"

A-3616-C = 43"

A-3616-F = 44-1/2"

A-3616-G = 43"

A-3616-H = 44" B rod for 7 tooth

The rest are 2 tooth with C being 28-29 (Gemmer) and the rest 30 or 31.

There a trick to getting the horn button and light switch assembly off the steering wheel. If it's pulled down tight then the "spring/spider/keeper" are in place at the bottom.



Member Contribution by Les Pearson

You need to remove the headlight switch body which is done by undoing the bail. Then pull directly in line with the column "down." The switch body will remove en-mass and hang on its wires. (don't try to open the switch body unless you like tinkering to get it back together.)

With the switch removed, you should see the two fingers of the **spider**. In the centre of the **spider** is its "keeper" which is a small steel circle washer with a "slot" which allows it to be placed/removed.

Use a thin wooden stick between your steering wheel circumference and crossing across the horn button. This will hold the switch rod/horn button "down" as far as it will go and allow you to work elsewhere unassisted. (A patient wife/girlfriend can allow you to delete this step - it's a two minute job where you go next once you understand what you're trying to do.)

Then "push up" on the **spider** only which has a spring above it. With the **spider** pushed up, you uncover and see its keeper. Find its slot and remove the keeper.

Then the **spider** and spring can both be removed from the bottom of the switch rod.

THEN your fun begins in trying to "back" the switch rod OUT of the steering column.

For closed automobiles generally the inside dimensions of the cab may prevent this. You can unbolt the steering box from the frame AND unbolt the steering column from the gas tank support and "drop" the column to get more room. On open cars the withdrawing of the switch rod is direct and quick with the top down.

Single bulb



ON

Park on

Off

Light Switch Operating Positions.

2 bulb.



Off.



Park lights only



Park lights and lighter filament burning on the main bulb.
I.e. Low beam.



Park lights and main filament burning on the main bulb.
I.e. High beam.

Assembly of components.

See the diagram on the previous page. Before installing the horn rod into the top of the wheel there is a small but very important anti rattle shim which must be installed firstly. (If not, the horn rod will rattle and drive you to distraction). Shim pictured, arrowed.



Assembly if all the components are lined up is quite simple. No need to force anything as they will virtually fall into place



Everything must line up as per the dotted line. (If not, you are in deep strife.)

Member Contribution by Les Pearson




The vertical spider forks will fit into the switch, if the switch body is in the correct position as below.



Fitting the bail wire. Be careful as there were a few different bail wire configurations and lengths. If your bail wire is new or a good second hand and not the bail wire that was on your switch from before, be very careful. The tension of the bail onto the switch body determines the way the switch lever at the steering wheel works. Too much pressure on the switch means you will hardly be able to rotate the switch lever and may do damage, and too little the switch will not work at all. The bail wire attaches to the two lugs as pictured left which are part of the steering box and clips below the switch body.


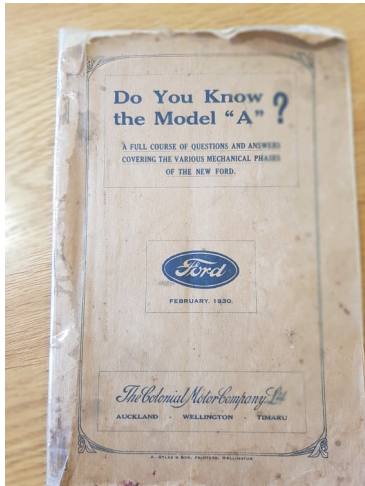


If you require a new loom your friendly parts supplier can sell you one and it will be right hand drive. All imported looms will be left hand drive and are not very easily converted. Easier to buy a ready made right hand drive loom. Wiring diagrams are available, if not, email vintagecars@xtra.co.nz for a free emailed RHD wiring diagram.



LP

Member Contribution



DO YOU KNOW THE MODEL "A"?

A Course of Questions with Detailed Answers Covering
Various Mechanical Phases of the NEW FORD.

ARTICLE 5.

THE TRANSMISSION.

Question 5. What kind of bearings are used on the Transmission Main Shaft? Why?

Answer 5. Ball bearings of large size are used on the transmission main shaft, because of their effectiveness in carrying both radial loads and also a certain amount of end thrust, which is imposed on the forward bearing when the clutch is disengaged. The rear ball bearing positions the rear end of the transmission main shaft.

Question 6. What kind of bearing is used in the main shaft pilot bearing? Why?

Answer 6. A Hyatt type roller bearing is used in the main shaft "pilot" bearing (where the spline shaft is carried in the drive shaft) as the load at this point is radial only, and no provision for end thrust need be made. The roller bearing is more compact, and so fits very nicely in the limited space available.

Question 7. What kind of bearings are used in transmission counter shaft or cluster gear assembly? Why?

Answer 7. The countershaft or cluster gear assembly is carried on roller bearings because of their extreme efficiency in carrying radial loads, such as are exerted on these gears. The roller bearings are compact and fit neatly inside the cluster gear assembly, without requiring the cluster gears to be cut away to allow space for the bearings.

Question 8. What kind of bearing is used in reverse idler gear? Why?

Answer 8. The reverse idler gear is mounted on a bronze bushing since this gear is so little used (perhaps less than $\frac{1}{10}$ of one per cent. of the distance) that there is no need for mounting it on ball bearings. When reverse gear is in use, the reverse idler gear is used in "addition" to the cluster gear shaft so that all FIVE of the anti-friction ball and roller bearings are in use. Thus the FORD construction greatly reduces friction and wear-even in reverse gear.

Question 9. What is the length of the bearings used in pilot bearing and in the cluster gear bearings?

Answer 9. The Hyatt type roller bearing used in the main shaft pilot bearing is $1\frac{1}{2}$ in. long. The two Hyatt type roller bearings used in the cluster gear assembly are $1\frac{1}{2}$ in and $1\frac{1}{2}$ in long respectively.

Tidbits

The Jenny Railcar

The West Side Lumber Company of California converted several Model As into railcars which could carry 12 people. A few still see regular service on the Yosemite Mountain Sugar Pine Railroad today, also in California.



Here are a few links to some short videos that might be of interest:

[White Wall Tires; The Black & White Truth of Model A Ford Shoes](#)

[Color Wheels & Model A Fords; Some Colors Other Than Black](#)

[What Day Was Your Model A Ford Built...Why You'll Never Know - YouTube](#)

[The Model A Ford; An Ideal Car for the Woman Motorist](#)

[Old car won't start? How to Troubleshoot Ford Model A Points Ignition system and wiring](#)

FOR SALE

1928 Model A Phaeton for sale.

I am the third owner from new.

The previous owners were the same family.

Road cost include. It has a new WOF and will have new registration at time of sale.

It has five new tyres with powder coated wheels done recently. The car is in Wigram Chch.

\$28000.00

Please phone me for more details.

Alan Orchard 027 292 5432



CAR * TOON TRUCK

The following article was written by **Robert Luczun** or New Jersey for "Legendary Collector's Cars"

The idea for the truck came about in 2001 when I purchased an unrestored, original 1929 Ford Model A Closed Cab Pickup with 40 k original miles, a survivor. With this kind of unique vehicle you just leave it as is and enjoy it for what it is. But as an artist, I wanted to paint something, so I settled for restoring antique license plates. As it turned out, fortune would be at my side again. I was able to locate the truck's mate, a 1929 Ford Model A Town Sedan Delux, also an unrestored original with 20k original miles. These two vehicles were found together sitting for over 50 years and had been owned by the same family and were parted – I got the two SURVIVORS back together. But still had nothing to paint! Going to car shows the pair would always gather a small crowd. The Customs and Hot Rods would always steal the show. I wanted the little Model A some how to out shine them. I purchased a 1928 Ford Model AR Roadster Pickup restoring it to 1928 standards. When trucks left the factory and became commercial workers, the paint matched the owners business, such as COKE or the local plumber. I could paint my little Roadster and still be true to its history. As an airbrush artist painting custom motorcycles, helmets and race cars...but it's the same ole' stuff. This time, this one is for me! Cartoons became the most logical idea, since little kids, seniors citizens and just about everybody has their favorite and I love comics, A rolling piece of art and history! I soon learned there was nothing out there which exhibited ALL CARTOONS. I now had my show car that no one would even attempt to copy. Needless to say, the research was quite a task with countless hours.



Interior and Dash

A HISTORICAL DOCUMENTARY ON COMICS from "The Yellow Kid" Oct. 18, 1896 until the present day! Timing would have it, after repairing the steering box, removing the engine (to replace the clutch plate) and body work then epoxy white primer, white base coat and two coats of clear, I was ready to start drawing. It's now Oct 15, 2004, I waited three days to start on the very day the first comic was ever published. I put The Yellow Kid on the back of the side mirror. My target date was July 2005 to start showing it and its reaction. —I finished 90% of it on time, with over 2,000 hours of airbrush painting...not counting research time.



Detail

FIND NEMO & WHERE'S WALDO were scattered over the truck for fun.. The paint is all House of Kolor Paint, Kandy Apple Colors, clear coated.. The truck was about FINISHED in Jan. 07 with 2500 hours. Not really, I kept adding all the new cartoons being released. It has become a never ending work of art, Now over 2800 hours by the end of 2010. Needless to say, WOW! Everyone loves it...AMAZING is the word most used and thank you so much for the enjoyment it creates. A nice thing is, that it was featured in Automobile Magazine and on the cover of Car & Parts Magazine and many more



Ripley's Believe It Or Not gave it a two page spread!, plus: featured on the Barrett-Jackson TV Show. Gary Bennett (Senior Automotive Specialist), Quote: "An unbelievable piece of automotive art. This is one of the most unique vehicles I have ever seen, and my role at Barrett-Jackson I've seen a number of unique vehicles in my lifetime., it is the most incredible piece of art I have ever laid my eyes on. (continued on next page)

CAR * TOON TRUCK

I can't express myself enough....it is Amazing! You can just stand and look at a panel for hours. Absolutely a fabulous car ! I was also honored by a museum invite " Masters of American Comics " and featured at the New York International Auto Show. Glenmore Gathering of Significant Automobiles Concours d'Elegance awarded it a Blue Ribbon . It also travels to the Wounded Warrior Program at Fort Dix ,N.J. to create smiles in support of our troops.



Tailgate

Plus acquiring donations for Wounded Warrior Warm Heart Fund , better than any other show car that just sits there .

Attracting people of all ages with wide and varied interests, all enjoying my CAR-TOON TRUCK . Can't get any better than that !. Now with the US history Trailer, Willie Coyote's Acme Rocket and the other history pieces I have quite an exhibit....and still adding !

[Cartoon Truck – Information on collecting cars – Legendary Collector Cars](#)

Rushmore Motors (NZ) Ltd.

Veteran, Vintage, Post Vintage & Classic Vehicle Marketing.

Rushmore Motors produce an extensive emailed brochure of all Veteran, Vintage and Classic vehicles being marketed. Not all vehicles appear on the marketing list, as they are immediately matched from the 602 + strong database of prospective customers all looking for a car of their dreams.

We have many vehicles on offer. Subscribe for a free emailed catalog. Be first to know.

Listing is completely free. No hidden costs. 027 22 45 045 OR

rushmoremotors@xtra.co.nz

To view all vehicles for sale click on this link.

[\(20+\) Facebook](#)

For Sale

NEW AND REBUILT MODEL A FORD SHOCK ABSORBERS.

All arms, connecting links, chassis bolts, nuts, etc., as required.

New Tyres:- Disruption ahead in regard to supply. Many sizes available by

Indent only.

Phone **Jack, 03 352 6672, or 0274 322 041** Christchurch.

ANTIQUE FORD PARTS

THE MODEL 'A' SPECIALISTS DEREK & JUDY THOMASON

**492 MAIN ROAD HOPE, R.D.1,
RICHMOND, NELSON
PH / FAX: (03) 544 7826**

Email: antiqueford@xtra.co.nz

OPEN 7 DAYS if HOME

**Large range of new and original parts at
REALISTIC PRICES**

WANTED

WANTED FOR 28/29 MODEL A:

Fan Shroud

JOHN OLLIVER 02102532177 or 0273032300



Wanted for 1929 Roadster

Front shocks and links

Ph Graham 0273207948

Wanted to borrow,

Original 1930 Murray Fordor RHD woodwork for patterns. I am needing the lintel above the doors (my samples have rotted and broken), and the roof rails which hold the roof ribs, these are finger jointed. Also need a side sub-chassis rail with good detail for pattern. One side left or right hand is all I am looking for to make the jigs. If you can help please phone 3797 370 or email me george.earlyfordparts@xtra.co.nz or call and see me

George Spriggs, Early Ford Parts, 10 Grafton Street, Christchurch.



Mufflers



Mufflers as per original design and shape.

Lock formed cone as original

Original length and also long tail pipe version available

\$375.20 inc GST

- Over 2000 new Model A parts in stock
- Competitive prices on all Model A parts.
- We also import larger items on indent. Air or Sea.

GET A QUOTE BEFORE SELECTING YOUR SUPPLIER!!!

Early Ford Parts
10 Grafton Street
Ph 03 379 7370

After Hours 021 637 656

www.earlyfordparts.co.nz

earlyfordparts@xtra.co.nz

All prices Include GST